

# Application for Management and Monitoring of xTCA Hardware

Jan Wychowaniak

Dariusz Makowski

Paweł Prędko

Andrzej Napieralski

The research leading to these results has received funding from the European Commission under the FP7 Research Infrastructures project EuCARD, grant agreement no. 227579.



# Agenda



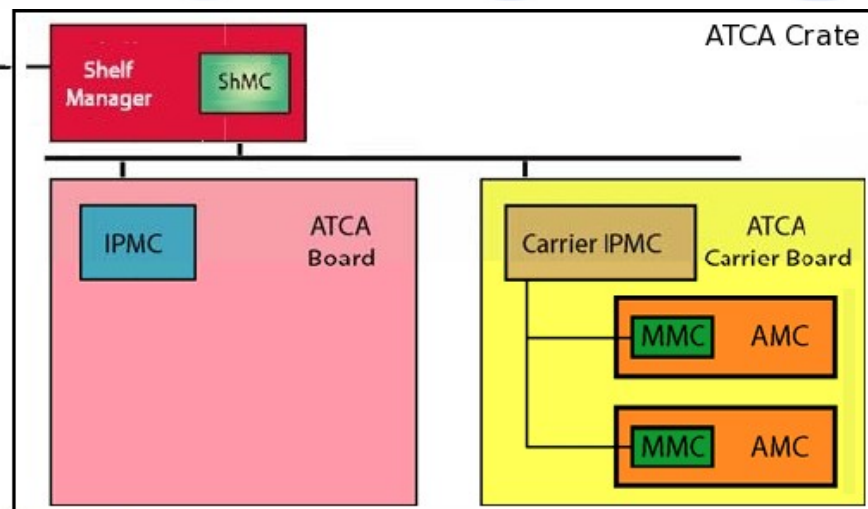
- ***ATCA crate management, vendor-provided tools***
- ***The role of the application***
- ***The capabilities***
- ***Data exchange with ATCA Shelf Manager***
- ***Internal application structure***



# ATCA Crate Management



Ethernet-based  
System Manager link



Web:


## IPM Controller Information

```
10: Entity: (0xf0, 0x60) Maximum FRU device ID: 0x08
    PICMG Version 2.2
    Hot Swap State: M4 (Active), Previous: M3 (Activation In Pro

20: Entity: (0xf0, 0x1) Maximum FRU device ID: 0x10
    PICMG Version 2.2
    Hot Swap State: M4 (Active), Previous: M3 (Activation In Pro
```

CLI:

```
# clia ipmc -v
Pigeon Point Shelf Manager Command Line Interpreter
10: Entity: (0xf0, 0x60) Maximum FRU device ID: 0x08
    PICMG Version 2.2
    Hot Swap State: M4 (Active), Previous: M3 (Active)
    Device ID: 0x00, Revision: 0, Firmware: 2.51, IPM
    Manufacturer ID: 00400a, Product ID: 0000, Auxili
    Device ID String: "ShMM-500"
    Global Initialization: 0x0, Power State Notificat
    Controller provides Device SDRs
    Supported features: 0x29
        "Sensor Device" "FRU Inventory Device" "IPMB
    10: Base Interface (0x00), Channel: 1
        Link: Disabled Ports: 1
    10: Base Interface (0x00), Channel: 2
```



# Application Aim

***The application provides real-time monitoring capabilities and enables for supervision and management of the ATCA-based system being performed in more efficient and convenient manner.***








# Functionality (monitoring)



- **Graphical representation of the shelf front panel for real-time monitoring (remote virtual shelf)**




- **Determining FRUs and IPMCs presence and state**



# Functionality (management)



- ***FRU activation and deactivation***
- ***FRU resetting***
- ***Fan level monitoring and control***
- ***SEL browsing***
- ***Custom IPMI messaging (access to non-standard hardware functionality)***



**Minimal Fans Level**

Current =       New =      

**Left Fan**

Present:       HS:

Current level =       New =      

**Right Fan**

Present:       HS:

Current level =       New =



# Interfaces Compared



```
# clia getfanlevel fan_tray 2
```

```
Pigeon Point Shelf Manager Command Line Interpreter
```

```
5c: FRU # 0 Override Fan Level: 15, Local Fan Level: 1
```

```
# clia setfanlevel fan_tray 2 2
```

```
Pigeon Point Shelf Manager Command Line Interpreter
```

```
5c: FRU # 0 Set Fan Level to: 2
```

```
# clia getfanlevel -v fan_tray 2
```

```
Pigeon Point Shelf Manager Command Line Interpreter
```

```
5c: FRU # 0 Override Fan Level: 2, Local Fan Level: 1
```

```
# clia minfanlevel
```

```
Pigeon Point Shelf Manager Command Line Interpreter
```

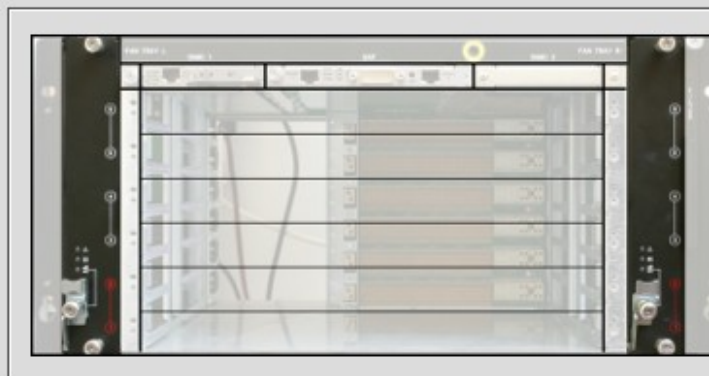
```
Minimal Fan Level is 3
```

```
Dynamic Minimum Fan Level is 3
```

```
# clia minfanlevel 5
```

```
Pigeon Point Shelf Manager Command Line Interpreter
```

```
Minimal Fan Level is set to 5
```



## Minimal Fans Level

Current =

New =

## Left Fan

Present:

HS:

Current level =

New =

## Right Fan

Present:

HS:

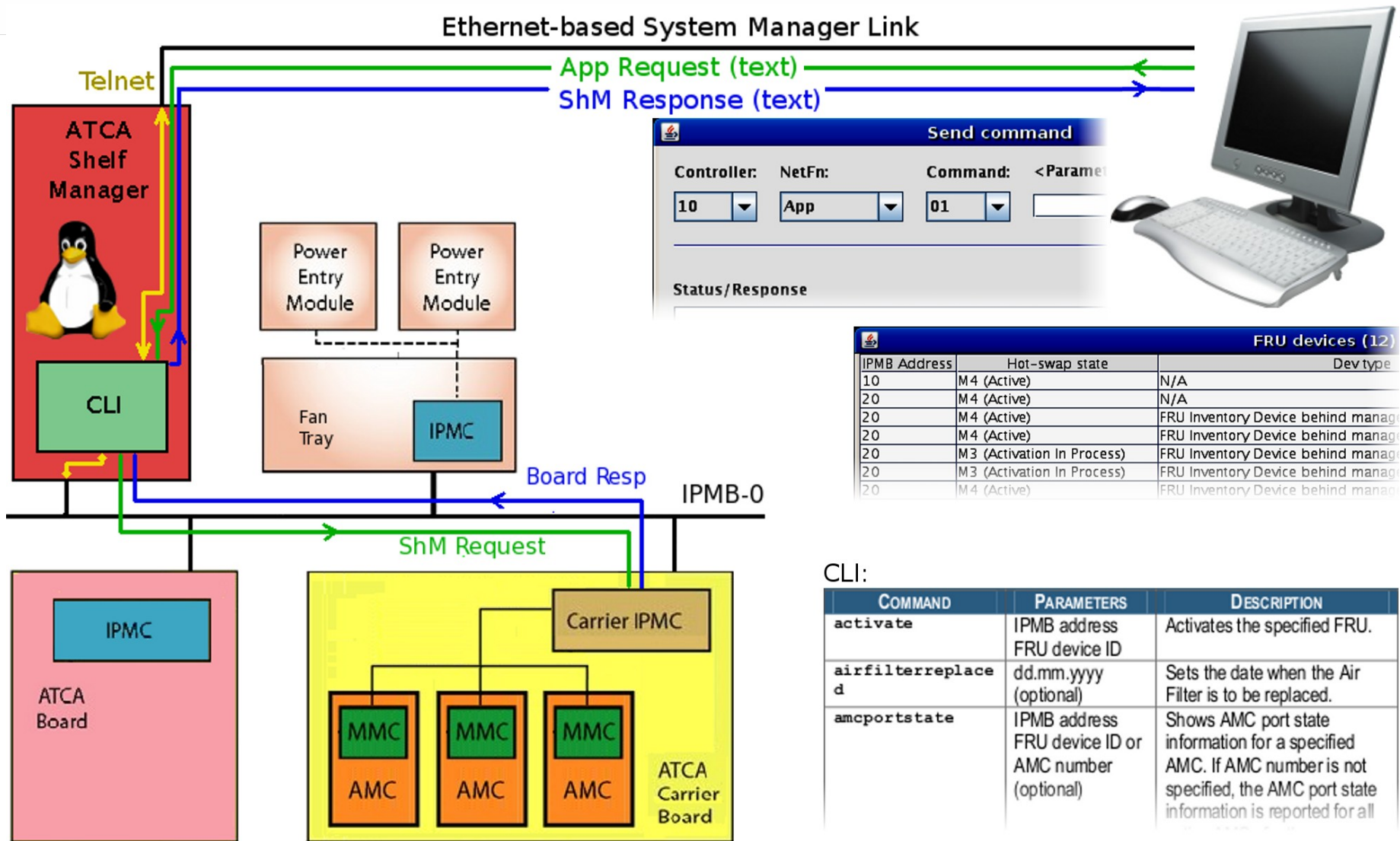
Current level =

New =





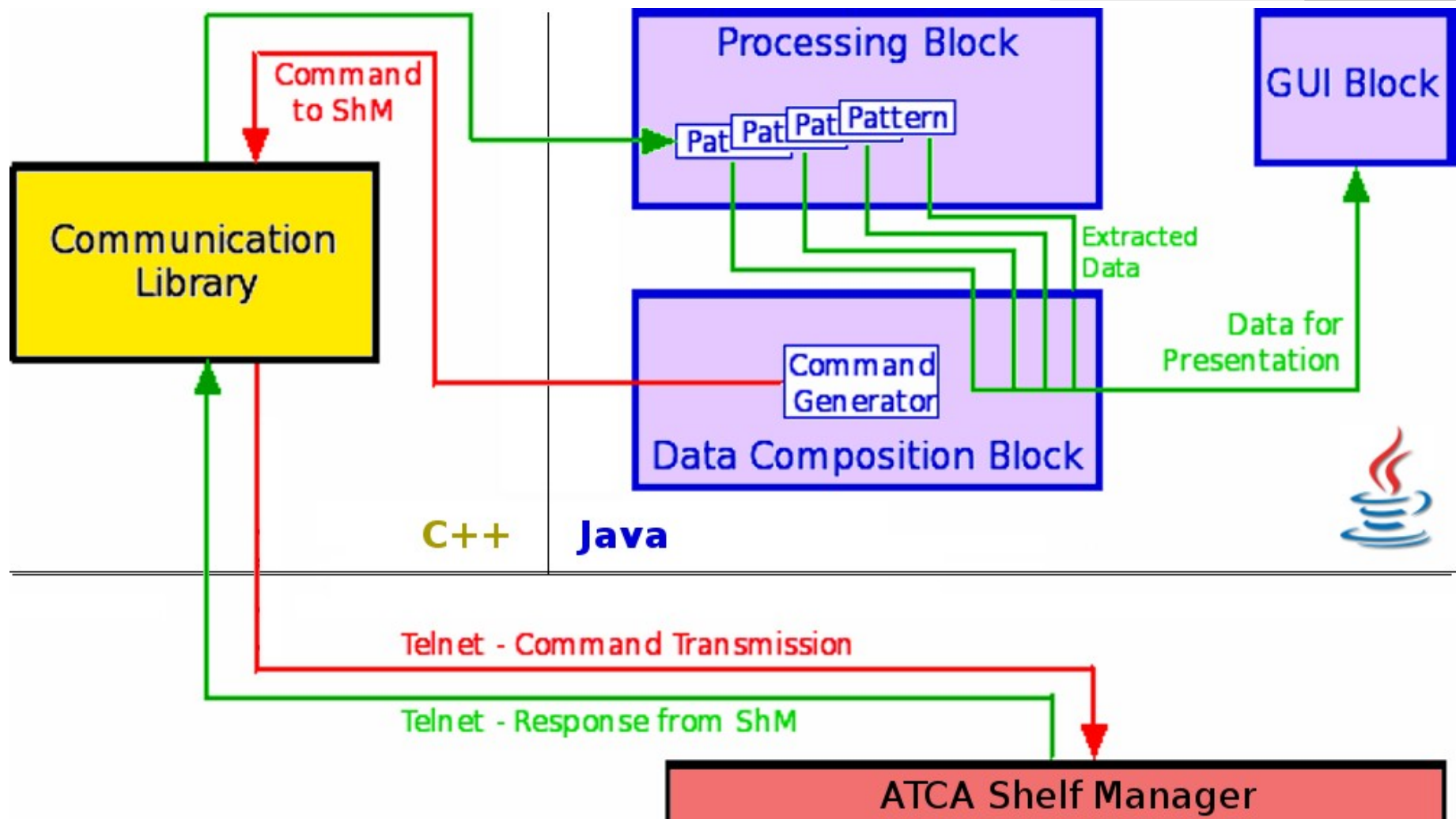
# Cooperation with Shelf Manager







# Internal Application Structure





# CLI Output Data Interpretation




```
# clia ipmc -v
Pigeon Point Shelf Manager Command Line Interpreter
```

```
10: Entity: (0xf0, 0x60) Maximum FRU device ID: 0x08
PICMG Version 2.2
Hot Swap State: M4 (Active), Previous: M3 (Activation In Process),
Last State Change Cause: Normal State Change (0x0) String
Device ID: 0x00, Revision: 0, Firmware: 2.51, IPMI ver 1.5
Manufacturer ID: 00400a, Product ID: 0000, Auxiliary Rev: 99804662
Device ID String: "ShMM-500"
Global Initialization: 0x0, Power State Notification: 0x0, Device Capabilities: 0x29
Supported features: 0x29
"Sensor Device" "FRU Inventory Device" "IPMB Event Generator"
10: Base Interface (0x00), Channel: 1
```

```
private final String entityRegex = "\\w\\w(: Entity:).*?";
private final String hotSwapRegex = "(Hot Swap State: ).+?, ";
private final String devIDStrRegex = "(Device ID String: \").+?\\\"";
private final String suppFtrsRegex = "(Supported features: ).+?(\\\".+?\\\"[ ]?)+";
```

IPM Controllers (5)			
IPMB Address:	Hot Swap State:	Device ID String:	Supported features:
10	M4 (Active)	ShMM-500	Sensor Device, FRU Inventory Device, IPMB Event Generator
20	M4 (Active)	PPS BMC	Sensor Device, SDR Repository Device, SEL Device, FRU Inventory







# Summary



- ***Improvement of control and supervision efficiency as compared to vendor-provided tools***
- ***Additional real-time monitoring capabilities***
- ***Access to custom hardware functionality***
- ***The architecture of the application supports expandability***
- ***Further development plans***



Thank You

