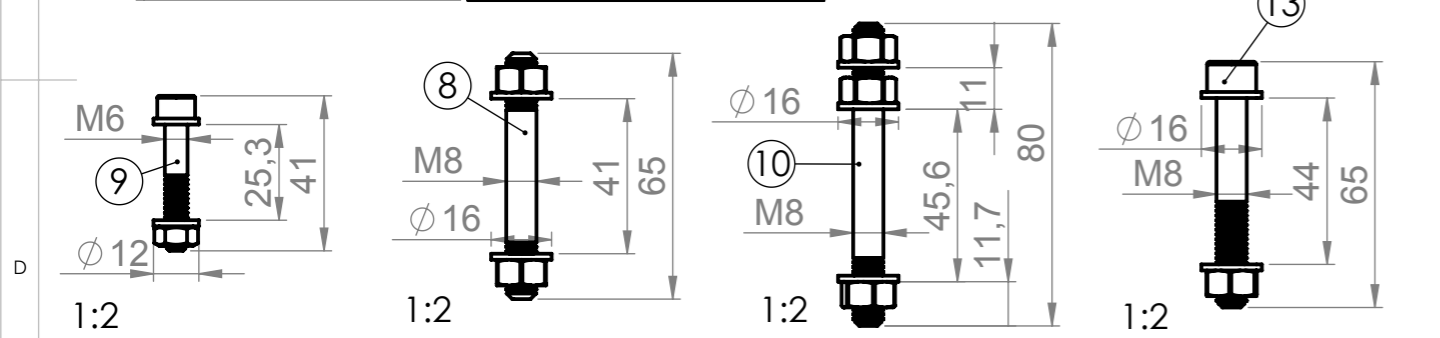
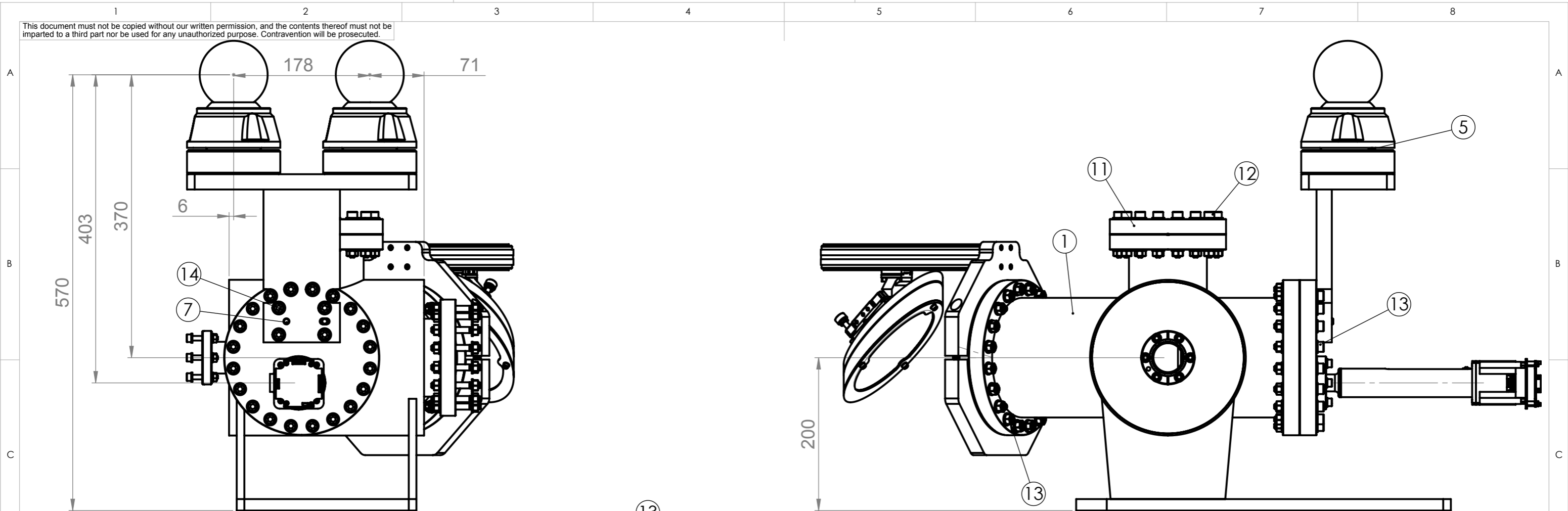
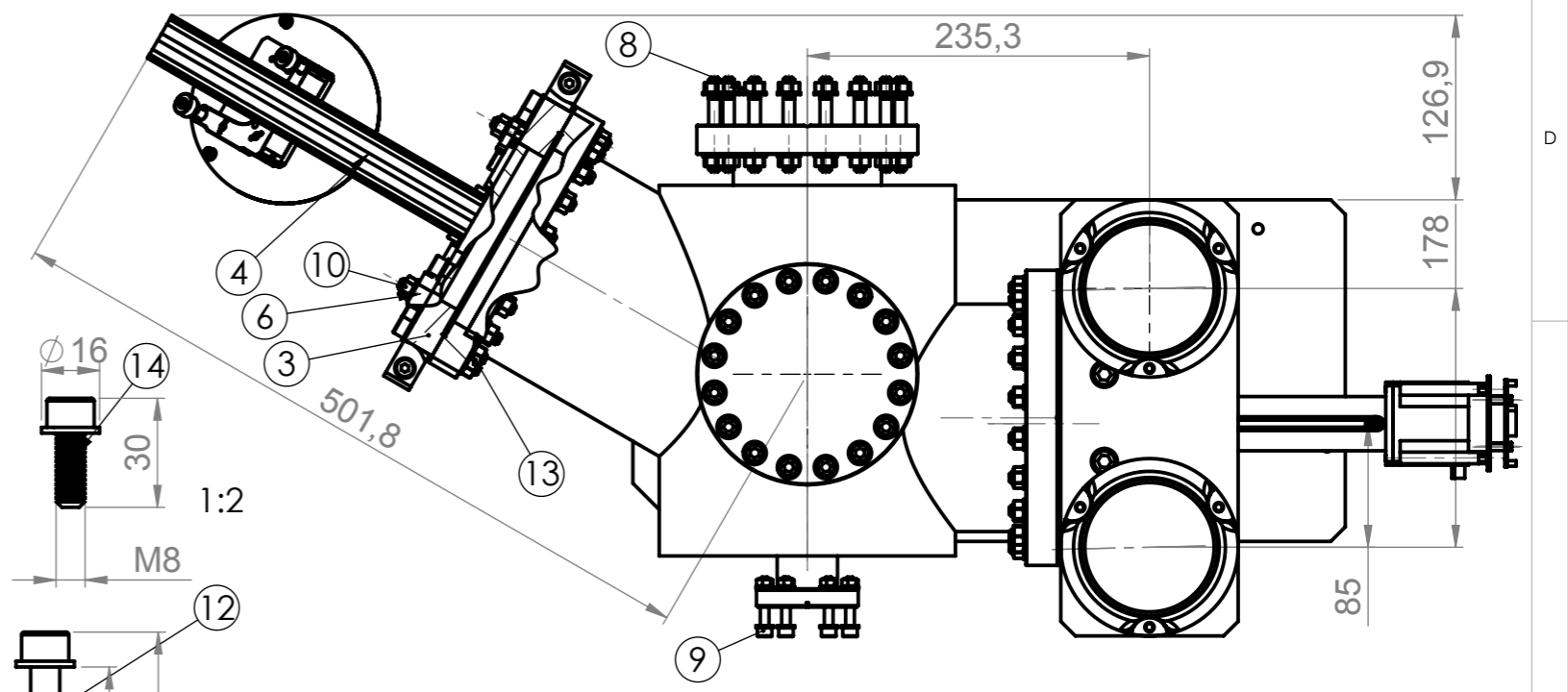


This document must not be copied without our written permission, and the contents thereof must not be imparted to a third part nor be used for any unauthorized purpose. Contravention will be prosecuted.



ITEM NO.	QTY.	DESCRIPTION	Drw / Art Nr.	Material
1	1	Mirror Chamber	Vaqtec S2-CF-5070	316L
2	1	Manipulator Main Assm.	0038 - 1420	-
3	1	DN150CF CVP 160 Viewport	Vaqtec 3-ST-0054	316L
4	1	Optics Main Assm	0038 - 1430	-
5	1	Mirror Chamber Ref. Socket Assm	0038 - 1410	-
6	1	LED Diode Housing Assm.	0038 - 1460	-
7	2	Ø8 x 25 Dowel pin	-	A4 Stainless Steel
8	16	M8 x 65, 2xM8 Nut	0038 - 1400	A4 Stainless Steel
9	6	M6 x 40	0038 - 1400	A4 Stainless Steel
10	4	LED Diode Housing M8 Bolt Assm.	0038 - 1400	-
11	1	DN100CF Blank Flange	Vaqtec 2-CF-0128	316L
12	16	M8 x 60	0038 - 1400	A4 Stainless Steel
13	36	M8 x 65	0038 - 1400	A4 Stainless Steel
14	4	M8 x 22	0038 - 1400	A4 Stainless Steel



DRAWN BY <b>M.Noor</b>	CHECKED <b>N.J</b>	APPROVED	OWNER <b>R.Ruber / M.Jacewicz</b>	PROJ. TYPE DEBUR AND BREAK SHARP EDGES	DO NOT SCALE DRAWING
				TOLERANCES ISO-2768-m ROUGHNESS PROJECT <b>Uppsala / CLIC X-Band Spectrometer</b> TITLE <b>MIRROR CHAMBER ASSM.</b>	
SCALE 1:5	DRAWING NO. <b>0038 - 1400</b>	REVISION	RELEASE DATE 10.02.14	SHEET 1 of 1	SIZE A3