

Search for scalar leptons, charginos and neutralinos in e^+e^- collisions at $\sqrt{s} = 161\text{--}172\text{ GeV}$

The L3 Collaboration

M. Acciarri;²⁹ O. Adriani;¹⁸ M. Aguilar-Benitez;²⁸ S. Ahlen;¹² J. Alcaraz;²⁸ G. Alemanni;²⁴ J. Allaby;¹⁹
A. Aloisio;³¹ G. Alverson;¹³ M.G. Alviggi;³¹ G. Ambrosi;²¹ H. Anderhub;⁵¹ V.P. Andreev;^{7,40} T. Angelescu;¹⁴
F. Anselmo;¹⁰ A. Arefiev;³⁰ T. Azemoon;³ T. Aziz;¹¹ P. Bagnaia;³⁹ L. Baksay;⁴⁶ S. Banerjee;¹¹ Sw. Banerjee;¹¹ K. Banicz;⁴⁸
A. Barczyk;^{51,49} R. Barillere;¹⁹ L. Barone;³⁹ P. Bartalini;³⁶ A. Baschiroto;²⁹ M. Basile;¹⁰ R. Battiston;³⁶ A. Bay;²⁴
F. Becattini;¹⁸ U. Becker;¹⁷ F. Behner;⁵¹ J. Berdugo;²⁸ P. Berges;¹⁷ B. Bertucci;³⁶ B.L. Betev;⁵¹ S. Bhattacharya;¹¹
M. Biasini;¹⁹ A. Biland;⁵¹ G.M. Bilei;³⁶ J.J. Blaising;⁴ S.C. Blyth;³⁷ G.J. Bobbink;² R. Bock;¹ A. Böhm;¹ L. Boldizsar;¹⁵
B. Borgia;³⁹ D. Bourilkov;⁵¹ M. Bourquin;²¹ S. Braccini;²¹ J.G. Branson;⁴² V. Brigljevic;⁵¹ I.C. Brock;³⁷ A. Buffini;¹⁸
A. Buijs;⁴⁷ J.D. Burger;¹⁷ W.J. Burger;²¹ J. Busenitz;⁴⁶ A. Button;³ X.D. Cai;¹⁷ M. Campanelli;⁵¹ M. Capell;¹⁷
G. Cara Romeo;¹⁰ G. Carlino;³¹ A.M. Cartacci;¹⁸ J. Casaus;²⁸ G. Castellini;¹⁸ F. Cavallari;³⁹ N. Cavallo;³¹ C. Cecchi;²¹
M. Cerrada;²⁸ F. Cesaroni;²⁵ M. Chamizo;²⁸ Y.H. Chang;⁵³ U.K. Chaturvedi;²⁰ S.V. Chekanov;³³ M. Chemarin;²⁷
A. Chen;⁵³ G. Chen;⁸ G.M. Chen;⁸ H.F. Chen;²² H.S. Chen;⁸ X. Chereau;⁴ G. Chiefari;³¹ C.Y. Chien;⁵ L. Cifarelli;⁴¹
F. Cindolo;¹⁰ C. Civinini;¹⁸ I. Clare;¹⁷ R. Clare;¹⁷ H.O. Cohn;³⁴ G.Coignet;⁴ A.P. Colijn;² N. Colino;²⁸ S. Costantini;⁹
F. Cotorobai;¹⁴ B. de la Cruz;²⁸ A. Csilling;¹⁵ T.S. Dai;¹⁷ R. D'Alessandro;¹⁸ R. de Asmundis;³¹ A. Degré;⁴ K. Deiters;⁴⁹
D. della Volpe;³¹ P. Denes;³⁸ F. DeNotaristefani;³⁹ D. DiBitonto;⁴⁶ M. Diemoz;³⁹ D. van Dierendonck;² F. Di Lodovico;⁵¹
C. Dionisi;³⁹ M. Dittmar;⁵¹ A. Dominguez;⁴² A. Doria;³¹ M.T. Dova;^{20,†} D. Duchesneau;⁴ P. Duinker;² I. Duran;⁴³ S.
Dutta;¹¹ S. Easo;³⁶ Yu. Efremenko;³⁴ H.El Mamouni;²⁷ A. Engler;³⁷ F.J. Eppling;¹⁷ F.C. Erné;² J.P. Ernenwein;²⁷ P.
Extermann;²¹ M. Fabre;⁴⁹ R. Faccini;³⁹ S. Falciano;³⁹ A. Favara;¹⁸ J. Fay;²⁷ O. Fedin;⁴⁰ M. Felcini;⁵¹ B. Fenyi;⁴⁶ T.
Ferguson;³⁷ F. Ferroni;³⁹ H. Fesefeldt;¹ E. Fiandrini;³⁶ J.H. Field;²¹ F.Filthaut;³⁷ P.H. Fisher;¹⁷ I. Fisk;⁴² G. Forconi;¹⁷
L. Fredj;²¹ K. Freudenreich;⁵¹ C. Furetta;²⁹ Yu. Galaktionov;^{30,17} S.N. Ganguli;¹¹ P. Garcia-Abia;⁵⁰ S.S. Gau;¹³
S. Gentile;³⁹ N. Gheordanescu;¹⁴ S. Giagu;³⁹ S. Goldfarb;²⁴ J. Goldstein;¹² Z.F. Gong;²² A. Gougas;⁵ G. Gratta;³⁵
M.W. Gruenewald;⁹ V.K. Gupta;³⁸ A. Gurtu;¹¹ L.J. Gutay;⁴⁸ B. Hartmann;¹ A. Hasan;³² D. Hatzifotiadou;¹⁰ T.
Hebbeker;⁹ A. Hervé;¹⁹ W.C. van Hoek;³³ H. Hofer;⁵¹ S.J. Hong;⁴⁵ H. Hoorani;³⁷ S.R. Hou;⁵³ G. Hu;⁵ V. Innocente;¹⁹
K. Jenkes;¹ B.N. Jin;⁸ L.W. Jones;³ P. de Jong;¹⁹ I. Josa-Mutuberria;²⁸ A. Kasser;²⁴ R.A. Khan;²⁰ D. Kamrad;⁵⁰
Yu. Kamyshkov;³⁴ J.S. Kapustinsky;²⁶ Y. Karyotakis;⁴ M. Kaur;^{20,◇} M.N. Kienzle-Focacci;²¹ D. Kim;³⁹ D.H. Kim;⁴⁵
J.K. Kim;⁴⁵ S.C. Kim;⁴⁵ Y.G. Kim;⁴⁵ W.W. Kinnison;²⁶ A. Kirkby;³⁵ D. Kirkby;³⁵ J. Kirkby;¹⁹ D. Kiss;¹⁵ W. Kittel;³³ A.
Klimentov;^{17,30} A.C. König;³³ A. Kopp;⁵⁰ I. Korolko;³⁰ V. Koutsenko;^{17,30} R.W. Kraemer;³⁷ W. Krenz;¹ A. Kunin;^{17,30} P.
Lacentre;^{50,‡,§} P. Ladron de Guevara;²⁸ I. Laktineh;²⁷ G. Landi;¹⁸ C. Lapoint;¹⁷ K. Lassila-Perini;⁵¹ P. Laurikainen;²³ M.
Lebeau;¹⁹ A. Lebedev;¹⁷ P. Lebrun;²⁷ P. Lecomte;⁵¹ P. Lecoq;¹⁹ P. Le Coultre;⁵¹ H.J. Lee;⁹ J.M. Le Goff;¹⁹ R. Leiste;⁵⁰
E. Leonardi;³⁹ P. Levstchenko;⁴⁰ C. Li;²² C.H. Lin;⁵³ W.T. Lin;⁵³ F.L. Linde;^{2,19} L. Lista;³¹ Z.A. Liu;⁸ W. Lohmann;⁵⁰ E.
Longo;³⁹ W. Lu;³⁵ Y.S. Lu;⁸ K. Lübelmeyer;¹ C. Luci;³⁹ D. Luckey;¹⁷ L. Luminari;³⁹ W. Lustermaan;⁴⁹ W.G. Ma;²² M.
Maity;¹¹ G. Majumder;¹¹ L. Malgeri;³⁹ A. Malinin;³⁰ C. Mañá;²⁸ D. Mangeol;³⁹ S. Mangla;¹¹ P. Marchesini;⁵¹ A. Marin;¹²
J.P. Martin;²⁷ F. Marzano;³⁹ G.G.G. Massaro;² D. McNally;¹⁹ R.R. McNeil;⁷ S. Mele;³¹ L. Merola;³¹ M. Meschini;¹⁸
W.J. Metzger;³³ M. von der Mey;¹ Y. Mi;²⁴ A. Mihul;¹⁴ A.J. W. van Mil;³³ H. Milcent;¹⁹ G. Mirabelli;³⁹ J. Mních;¹⁹
P. Molnar;⁹ B. Monteleoni;¹⁸ R. Moore;³ S. Morganti;³⁹ T. Moulík;¹ R. Mount;³⁵ F. Muheim;²¹ A.J. M. Muijs;² S.
Nahn;¹⁷ M. Napolitano;³¹ F. Nessi-Tedaldi;⁵¹ H. Newman;³⁵ T. Niessen;¹ A. Nippe;²⁴ A. Nisati;³⁹ H. Nowak;⁵⁰ Y.D. Oh;⁴⁵
H. Opitz;¹ G. Organtini;³⁹ R. Ostonen;²³ C. Palomares;²⁸ D. Pandoulas;¹ S. Paoletti;³⁹ P. Paolucci;³¹ H.K. Park;³⁷
I.H. Park;⁴⁵ G. Pascale;³⁹ G. Passaleva;¹⁹ S. Patricelli;³¹ T. Paul;¹³ M. Pauluzzi;³⁶ C. Paus;¹⁹ F. Paus;⁵¹ D. Peach;¹⁹
Y.J. Pei;¹ S. Pensotti;²⁹ D. Perret-Gallix;⁴ B. Petersen;³³ S. Petrak;⁹ A. Pevsner;⁵ D. Piccolo;³¹ M. Pieri;¹⁸ P.A. Piroué;³⁸
E. Pistolesi;²⁹ V. Plyaskin;³⁰ M. Pohl;⁵¹ V. Pojidaev;^{30,18} H. Postema;¹⁷ N. Produit;²¹ D. Prokofiev;⁴⁰ G. Rahal-Callot;⁵¹
N. Raja;¹¹ P.G. Rancoita;²⁹ M. Rattaggi;²⁹ G. Raven;⁴² P. Raziš;³² K. Read;³⁴ D. Ren;⁵¹ M. Rescigno;³⁹ S. Reucroft;¹³ T.
van Rhee;⁴⁷ S. Riemann;⁵⁰ K. Riles;³ A. Robohm;⁵¹ J. Rodin;¹⁷ B.P. Roe;³ L. Romero;²⁸ S. Rosier-Lees;⁴ Ph. Rosselet;²⁴
W. van Rossum;⁴⁷ S. Roth;¹ J.A. Rubio;¹⁹ D. Ruschmeier;⁹ H. Rykaczewski;⁵¹ J. Salicio;¹⁹ E. Sanchez;²⁸ M.P. Sanders;³³
M.E. Sarakinos;²³ S. Sarkar;¹¹ C. Schäfer;¹ V. Schegelsky;⁴⁰ S. Schmidt-Kaerst;¹ D. Schmitz;¹ N. Scholz;⁵¹ H. Schopper;⁵²
D.J. Schotanus;³³ J. Schwenke;¹ G. Schwering;¹ C. Sciacca;³¹ D. Sciarrino;²¹ L. Servoli;³⁶ S. Shevchenko;³⁵ N. Shivarov;⁴⁴
V. Shoutko;³⁰ J. Shukla;²⁶ E. Shumilov;³⁰ A. Shvorob;³⁵ T. Siedenburger;¹ D. Son;⁴⁵ B. Smith;¹⁷ P. Spillantini;¹⁸ M. Steuer;¹⁷
D.P. Stickland;³⁸ A. Stone;⁷ H. Stone;³⁸ B. Stoyanov;⁴⁴ A. Straessner;¹ K. Strauch;¹⁶ K. Sudhakar;¹¹ G. Sultanov;²⁰
L.Z. Sun;²² G.F. Susinno;²¹ H. Suter;⁵¹ J.D. Swain;²⁰ X.W. Tang;⁸ L. Tauscher;⁶ L. Taylor;¹³ Samuel C.C. Ting;¹⁷

S.M. Ting,¹⁷ S.C. Tonwar,¹¹ J. Tóth,¹⁵ C. Tully,³⁸ H. Tuchscherer,⁴⁶ K.L. Tung,⁸ Y. Uchida,¹⁷ J. Ulbricht,⁵¹ U. Uwer,¹⁹ E. Valente,³⁹ R.T. Van de Walle,³³ G. Vesztegombi,¹⁵ I. Vetlitsky,³⁰ G. Viertel,⁵¹ M. Vivargent,⁴ R. Völkert,⁵⁰ H. Vogel,³⁷ H. Vogt,⁵⁰ I. Vorobiev,^{19,30} A.A. Vorobyov,⁴⁰ A. Vorvolakos,³² M. Wadhwa,⁶ W. Wallraff,¹ J.C. Wang,¹⁷ X.L. Wang,²² Z.M. Wang,²² A. Weber,¹ S.X. Wu,²⁰ S. Wynhoff,¹ J. Xu,¹² Z.Z. Xu,²² B.Z. Yang,²² C.G. Yang,⁸ X.Y. Yao,⁸ J.B. Ye,²² S.C. Yeh,⁵³ J.M. You,³⁷ An. Zalite,⁴⁰ Yu. Zalite,⁴⁰ P. Zemp,⁵¹ Y. Zeng,¹ Z. Zhang,⁸ Z.P. Zhang,²² B. Zhou,¹² G.Y. Zhu,⁸ R.Y. Zhu,³⁵ A. Zichichi,^{10,19,20} F. Ziegler.⁵⁰

1 I. Physikalisches Institut, RWTH, D-52056 Aachen, Germany[§]

III. Physikalisches Institut, RWTH, D-52056 Aachen, Germany[§]

2 National Institute for High Energy Physics, NIKHEF, and University of Amsterdam, NL-1009 DB Amsterdam, The Netherlands

3 University of Michigan, Ann Arbor, MI 48109, USA

4 Laboratoire d'Annecy-le-Vieux de Physique des Particules, LAPP, IN2P3-CNRS, BP 110, F-74941 Annecy-le-Vieux CEDEX, France

5 Johns Hopkins University, Baltimore, MD 21218, USA

6 Institute of Physics, University of Basel, CH-4056 Basel, Switzerland

7 Louisiana State University, Baton Rouge, LA 70803, USA

8 Institute of High Energy Physics, IHEP, 100039 Beijing, China[△]

9 Humboldt University, D-10099 Berlin, Germany[§]

10 University of Bologna and INFN-Sezione di Bologna, I-40126 Bologna, Italy

11 Tata Institute of Fundamental Research, Bombay 400 005, India

12 Boston University, Boston, MA 02215, USA

13 Northeastern University, Boston, MA 02115, USA

14 Institute of Atomic Physics and University of Bucharest, R-76900 Bucharest, Romania

15 Central Research Institute for Physics of the Hungarian Academy of Sciences, H-1525 Budapest 114, Hungary[†]

16 Harvard University, Cambridge, MA 02139, USA

17 Massachusetts Institute of Technology, Cambridge, MA 02139, USA

18 INFN Sezione di Firenze and University of Florence, I-50125 Florence, Italy

19 European Laboratory for Particle Physics, CERN, CH-1211 Geneva 23, Switzerland

20 World Laboratory, FBLJA Project, CH-1211 Geneva 23, Switzerland

21 University of Geneva, CH-1211 Geneva 4, Switzerland

22 Chinese University of Science and Technology, USTC, Hefei, Anhui 230 029, China[△]

23 SEFT, Research Institute for High Energy Physics, P. O. Box 9, SF-00014 Helsinki, Finland

24 University of Lausanne, CH-1015 Lausanne, Switzerland

25 INFN-Sezione di Lecce and Università Degli Studi di Lecce, I-73100 Lecce, Italy

26 Los Alamos National Laboratory, Los Alamos, NM 87544, USA

27 Institut de Physique Nucléaire de Lyon, IN2P3-CNRS, Université Claude Bernard, F-69622 Villeurbanne, France

28 Centro de Investigaciones Energéticas, Medioambientales y Tecnológicas, CIEMAT, E-28040 Madrid, Spain

29 INFN-Sezione di Milano, I-20133 Milan, Italy

30 Institute of Theoretical and Experimental Physics, ITEP, Moscow, Russia

31 INFN-Sezione di Napoli and University of Naples, I-80125 Naples, Italy

32 Department of Natural Sciences, University of Cyprus, Nicosia, Cyprus

33 University of Nijmegen and NIKHEF, NL-6525 ED Nijmegen, The Netherlands

34 Oak Ridge National Laboratory, Oak Ridge, TN 37831, USA

35 California Institute of Technology, Pasadena, CA 91125, USA

36 INFN-Sezione di Perugia and Università Degli Studi di Perugia, I-06100 Perugia, Italy

37 Carnegie Mellon University, Pittsburgh, PA 15213, USA

38 Princeton University, Princeton, NJ 08544, USA

39 INFN-Sezione di Roma and University of Rome, "La Sapienza", I-00185 Rome, Italy

40 Nuclear Physics Institute, St. Petersburg, Russia

41 University and INFN, Salerno, I-84100 Salerno, Italy

42 University of California, San Diego, CA 92093, USA

43 Dept. de Física de Partículas Elementales, Univ. de Santiago, E-15706 Santiago de Compostela, Spain

44 Bulgarian Academy of Sciences, Central Lab. of Mechatronics and Instrumentation, BU-1113 Sofia, Bulgaria

45 Center for High Energy Physics, Korea Adv. Inst. of Sciences and Technology, 305-701 Taejeon, Republic of Korea

46 University of Alabama, Tuscaloosa, AL 35486, USA

47 Utrecht University and NIKHEF, NL-3584 CB Utrecht, The Netherlands

48 Purdue University, West Lafayette, IN 47907, USA

49 Paul Scherrer Institut, PSI, CH-5232 Villigen, Switzerland

50 DESY-Institut für Hochenergiephysik, D-15738 Zeuthen, Germany

51 Eidgenössische Technische Hochschule, ETH Zürich, CH-8093 Zürich, Switzerland

52 University of Hamburg, D-22761 Hamburg, Germany
53 High Energy Physics Group, Taiwan, China

Received: 10 December 1997 / Published online: 15 May 1998

Abstract. Scalar leptons, charginos and neutralinos, predicted by supersymmetric theories, have been searched for in data samples collected with the L3 detector at centre-of-mass energies of 161 GeV and 172 GeV with integrated luminosities of 10.7 pb^{-1} and 10.0 pb^{-1} respectively. No evidence for such particles is found. New limits on production cross sections are set, assuming R-parity conservation. New exclusion contours in the Minimal Supersymmetric Standard Model parameter space as well as new lower limits on masses are derived.

1 Introduction

One of the main objectives of the LEP experiments is the search for supersymmetric particles (SUSY) predicted in theories beyond the Standard Model [1]. They are partners of the known particles with a spin difference of one half. In addition supersymmetric models require at least two Higgs doublets to generate the masses of the gauge bosons and of the fermions.

In this letter the following assumptions are made: R-parity, a quantum number which distinguishes ordinary particles from supersymmetric particles, is conserved and the neutralino ($\tilde{\chi}_1^0$) is the lightest supersymmetric particle. The conservation of R-parity implies that supersymmetric particles are produced in pairs and decay into non-supersymmetric particles plus the $\tilde{\chi}_1^0$ which is stable and escapes detection due to its weakly interacting nature.

Scalar leptons ($\tilde{\ell}_R^\pm$ and $\tilde{\ell}_L^\pm$) are the supersymmetric partners of the right- and left-handed charged leptons. They are produced in pairs through s -channel γ/Z exchange. The production of scalar electrons receives contributions also from the t -channel exchange of a neutralino which enhances the production cross section. The scalar lepton decays into its associated lepton mainly via $\tilde{\ell}^\pm \rightarrow \tilde{\chi}_1^0 \ell^\pm$.

Charginos ($\tilde{\chi}_1^\pm$) are pair-produced via s -channel γ/Z or t -channel scalar neutrino ($\tilde{\nu}$) exchange. When the masses of the charged scalar leptons ($\tilde{\ell}^\pm$), the scalar neutrino and the charged Higgs bosons (H^\pm) are very large, the $\tilde{\chi}_1^\pm$ decays via exchange of a virtual W^* : $\tilde{\chi}_1^\pm \rightarrow \tilde{\chi}_1^0 W^* \rightarrow \tilde{\chi}_1^0 f \bar{f}'$. If the $\tilde{\ell}^\pm$ and $\tilde{\nu}$ masses are comparable to M_W the chargino also decays via virtual scalar lepton or scalar neutrino exchange and the leptonic branching fraction is enhanced.

Finally for $\tilde{\ell}^\pm$ and $\tilde{\nu}$ lighter than the chargino, the decay modes $\tilde{\chi}_1^\pm \rightarrow \tilde{\ell}^\pm \nu$ or $\tilde{\chi}_1^\pm \rightarrow \tilde{\nu} \ell^\pm$ become dominant.

Neutralino pair production $e^+e^- \rightarrow \tilde{\chi}_i^0 \tilde{\chi}_j^0$ ($i, j = 1, \dots, 4$; ordered by their masses) proceeds via s -channel Z or t -channel scalar electron (\tilde{e}^\pm) exchange. We distinguish two classes of detectable processes: $e^+e^- \rightarrow \tilde{\chi}_1^0 \tilde{\chi}_2^0$ and $e^+e^- \rightarrow \tilde{\chi}_2^0 \tilde{\chi}_2^0$. The decays of heavier neutralinos provide similar experimental signatures. When the masses of neutral SUSY Higgs bosons (h, A), the $\tilde{\ell}^\pm$ and the $\tilde{\nu}$ are very large, the heavier neutralinos ($\tilde{\chi}_j^0, j \geq 2$) decay via virtual Z^* exchange $\tilde{\chi}_j^0 \rightarrow \tilde{\chi}_k^0 Z^* \rightarrow \tilde{\chi}_k^0 f \bar{f}$ with $k < j$. For a chargino lighter than neutralinos the latter decay via virtual W^* exchange $\tilde{\chi}_j^0 \rightarrow \tilde{\chi}_1^\pm f \bar{f}'$. If the $\tilde{\nu}$ and $\tilde{\ell}^\pm$ masses are comparable to the Z mass, the neutralino decays also via a virtual scalar lepton, enhancing the leptonic branching fraction. Finally, for $\tilde{\nu}$ and $\tilde{\ell}^\pm$ lighter than neutralinos the two-body decays $\tilde{\chi}_j^0 \rightarrow \tilde{\ell}^\pm \ell^\mp$ or $\tilde{\chi}_j^0 \rightarrow \tilde{\nu} \nu$ ($j \geq 2$) become dominant. The radiative decays $\tilde{\chi}_j^0 \rightarrow \tilde{\chi}_k^0 \gamma$ are also possible via higher-order diagrams.

Limits on the existence of supersymmetric particles have been obtained by L3 [2] and other LEP experiments [3], as well as Tevatron experiments [4]. In what follows results are presented of a search for scalar leptons, charginos and neutralinos at centre-of-mass energies of 161 and 172 GeV with the L3 experiment. Limits are presented on the production cross sections of SUSY particles and on parameters of the Minimal Supersymmetric Model (MSSM) [5]. To obtain these limits the new data are combined with our results previously obtained at lower centre-of-mass energies [6, 7, 2].

2 Data sample and simulation

Here we present the analysis of the data collected by the L3 detector [8] during the high energy runs of LEP in 1996, corresponding to an integrated luminosity of 10.7 pb^{-1} at $\sqrt{s} = 161.3$ GeV, 1.0 pb^{-1} at $\sqrt{s} = 170.3$ GeV and 9.0 pb^{-1} at $\sqrt{s} = 172.3$ GeV, referred to as 161 GeV and 172 GeV data.

Monte Carlo generators are used to simulate events from the following reactions: PYTHIA [9] for $e^+e^- \rightarrow q\bar{q}$, $e^+e^- \rightarrow Z e^+e^-$ and $e^+e^- \rightarrow \gamma/Z \gamma/Z$; EXCALIBUR [10] for $e^+e^- \rightarrow W^\pm e^\mp \nu$; KORALZ [11] for $e^+e^- \rightarrow \mu^+ \mu^-$ and $e^+e^- \rightarrow \tau^+ \tau^-$; BHAGENE3 [12] for $e^+e^- \rightarrow e^+ e^-$; KORALW [13] for $e^+e^- \rightarrow W^+ W^-$; two-photon interaction

[§] Supported by the German Bundesministerium für Bildung, Wissenschaft, Forschung und Technologie

[†] Supported by the Hungarian OTKA fund under contract numbers T14459 and T24011

^b Supported also by the Comisión Interministerial de Ciencia y Tecnología

[‡] Also supported by CONICET and Universidad Nacional de La Plata, CC 67, 1900 La Plata, Argentina

[‡] Supported by Deutscher Akademischer Austauschdienst

[◇] Also supported by Panjab University, Chandigarh-160014, India

[△] Supported by the National Natural Science Foundation of China

processes have been simulated using **DIAG36** [14] ($e^+e^- \rightarrow e^+e^-\ell^+\ell^-$) and **PHOJET** [15] ($e^+e^- \rightarrow e^+e^-$ hadrons), requiring at least 3 GeV for the invariant mass of the two-photon system. The number of simulated events for each background process is equivalent to more than 100 times the statistics of the collected data sample except for two-photon interactions for which it is more than three times the data statistics.

Signal events have been generated with the Monte Carlo program **SUSYGEN** [16], for masses of SUSY particles (M_{sp}) ranging from 45 GeV up to the kinematic limit and for ΔM values ($\Delta M = M_{sp} - M_{\tilde{\chi}_1^0}$) between 3 GeV and $M_{sp} - 1$ GeV. In the case of the chargino and neutralino analyses we simulate for each decay mode at least 1000 events per $(M_{sp}, \Delta M)$ point. Moreover, for charginos, events have also been generated with the program **DFGT** [17], which includes the spin correlation between charginos. The signal efficiencies obtained are in agreement between the two programs.

The detector response is modelled with the **GEANT** [18] program which includes the effects of energy loss, multiple scattering and showering in the detector materials and in the beam pipe. By means of randomly triggered events in coincidence with the beam crossing we estimate the amount of noise in the detector. We monitor the time-dependent detector behaviour and take into account detector inefficiencies in our analyses.

Hadronic events are reconstructed using information from all sub-detectors. The energy of the event is obtained from the energy depositions in the electromagnetic and hadronic calorimeters and the particle momenta as measured in the central tracking and muon chambers.

An electron is identified as an electromagnetic shower matched with a track. An electromagnetic shower not matched with a track is identified as a photon. The energy measured in the electromagnetic calorimeter has to be larger than 1 GeV and is assigned to the identified electron or photon. A muon is identified by a track in the muon chambers which is matched with a track in the central chamber. Taus are defined as isolated hadronic narrow jets with energy larger than 2 GeV and one to three associated tracks. The energy of the tau is defined as the energy contained in a cone of 10° half opening angle around the tau direction. Its isolation is assured by requiring that there are no additional tracks and no more than two additional calorimetric clusters in a cone of 30° half opening angle and that the ratio of the energies in the two cones is less than 2.0.

Remaining clusters and tracks are classified as hadrons. Jets are reconstructed with the Durham algorithm [19] forcing the reconstruction into two jets.

3 Analysis procedure

3.1 Signal topologies and optimization procedure

As explained in the introduction, we expect for all processes two undetected $\tilde{\chi}_1^0$'s in the final state. Therefore,

the main characteristics of supersymmetric processes under study are large missing transverse momentum, missing energy, missing mass and acoplanarity. We apply three types of selection criteria oriented to all possible decays of scalar leptons, charginos and neutralinos, as listed below:

- topology 1: at least two acoplanar leptons;
- topology 2: hadrons and at least one isolated lepton;
- topology 3: purely hadronic final state with high multiplicity.

To account for the three lepton types and for the different signatures of the SUSY particle considered in total, nine different selections are performed.

The signal topologies and the associated background sources depend strongly on ΔM . Therefore all nine selections were optimized separately for three different ΔM ranges: the low ΔM range at 5–10 GeV, the medium ΔM at 20–30 GeV and the large ΔM at 50–60 GeV. In the low ΔM range the expected topologies for the signal are characterized by a low multiplicity and a low visible energy. There the background is dominated by two-photon interactions. For large ΔM the signal signatures are very similar to those of W-pair production.

As already reported in [2], the cut values are *a priori* optimized using Monte Carlo signal and background events. The optimization procedure varies all cuts simultaneously to maximize the signal efficiency and the background rejection. In practice, we maximize the sensitivity function $1/\kappa$ which is related to the ratio between the average Poisson upper limit on the signal without background subtraction and the signal efficiency ϵ [20]

$$\kappa = \sum_{n=0}^{\infty} k_n P_b(n) / \epsilon \quad (1)$$

where k_n is the 95% confidence level Poisson upper limit and $P_b(n)$ is the Poisson distribution for n observed events with a background of b events.

For a given signal, as explained above, the selections are optimized for particular ΔM values. For intermediate ΔM values, we consider the logical “OR” of the three different selections (low, medium, large ΔM) and the combination of selections giving the highest sensitivity, according to formula (1), is chosen. In this procedure, we take into account the overlap between the selected samples in data and Monte Carlo.

3.2 Event selection

Common to all selections is the rejection of tagged two-photon interactions. We require that the sum of the energies measured in the lead-scintillator ring calorimeter and in the luminosity monitors [8] is less than 10 GeV. These two detectors cover the polar angle range $1.5^\circ < \theta < 9^\circ$ on both sides of the interaction point.

3.2.1 Purely leptonic final states

Given the low multiplicity of the signal, events are rejected if the number of tracks is larger than 6 or if the

number of calorimetric clusters (N_{cl}) is larger than 15. We then require two or three identified leptons. The following quantities are defined: the energy depositions (E_{25}^\perp and E_{25}) within $\pm 25^\circ$ around the missing energy direction in the $R-\Phi$ plane or in space respectively, and the energy deposition in a 60° half opening angle cone around the vector opposite to the sum of the two jet directions in space (E_{60}^b). When three leptons are identified, a cut on the sum of the three angles between the three lepton pairs (θ_{123}^l) is also applied. We also apply cuts on the lepton energy (E_{lep}), on the total transverse momentum of the leptons (p_\perp), on their maximum acollinearity and acoplanarity, on the polar angle of the missing energy vector (θ_{miss}) and on the variable E_{TTL} . The latter is defined as the absolute value of the projection of the total momentum of the two highest energy leptons onto the direction perpendicular to the leptonic thrust computed in the $R-\phi$ plane. The cut values optimized for the scalar lepton searches, are quoted in Table 1 for the three ΔM ranges. As an example we show in Fig. 1a the distribution of E_{TTL} for identified purely leptonic final states. The data at $\sqrt{s} = 172$ GeV are compared to the background Monte Carlo and to the expected signal $e^+e^- \rightarrow \tilde{\chi}_1^+ \tilde{\chi}_1^-$ with $M_{\tilde{\chi}_1^\pm} = 85$ GeV and $M_{\tilde{\chi}_1^0} = 30$ GeV.

3.2.2 Lepton plus hadron final states

We select events with at least one isolated electron, muon or tau for which the energy, not associated to the lepton, in a cone of 30° half-opening angle around its direction is less than 2 GeV. We apply cuts on the number of tracks in the hadronic system ($N_{tk} - N_{lep}$) and the number of calorimetric clusters. Furthermore, cuts are applied on the missing energy direction isolation (θ_{miss} and E_{25}^\perp), the total transverse momentum (p_\perp), the energy of the isolated lepton (E_{lep}), the recoil mass M_{rec} , as well as on the acoplanarity angle between the jet and the lepton. A cut is applied on the visible energy (E_{vis}) and E_{TTJL} which is equivalent to E_{TTL} using the momenta of the jet and the lepton. A cut on the invariant mass of the hadronic system (M_{had}) removes the WW background.

The cut values are shown in Table 2 for the three ΔM ranges. The distributions of the visible energy and of the acoplanarity are shown in Figs. 1b and 1c for events selected with looser cuts. The data at $\sqrt{s} = 172$ GeV are compared to background Monte Carlo and to an $e^+e^- \rightarrow \tilde{\chi}_1^+ \tilde{\chi}_1^-$ signal with $M_{\tilde{\chi}_1^\pm} = 85$ GeV and $\Delta M = 50$ GeV.

3.2.3 Purely hadronic final states

The list of cuts is reported in Table 3 for the three ΔM ranges. Again, we apply cuts on N_{cl} , N_{tk} , p_\perp , E_{vis} , acollinearity and acoplanarity as well as on the missing energy (θ_{miss} and E_{25}^\perp). Other variables are the absolute value of the total momentum of the event along the beam line normalized to the visible energy (p_\parallel), the recoil mass (M_{rec}) and the visible mass (M_{vis}).

Table 1. Values of the cuts optimized for the scalar lepton searches and for various ΔM ranges. They are determined with the optimization procedure described in Sect. 3.1

Scalar electron selection				
		Low ΔM	Medium ΔM	Large ΔM
E_{lep} (GeV)	\leq	23.7	43.6	67
E_{lep} (GeV)	\geq	2.63	19.7	14
E_{lep}/E_{vis}	\leq	0.34	0.39	0.7
p_\perp (GeV)	\geq	2.1	5.4	11
Acollinearity (rad)	\leq	2.0	2.6	3.13
Acoplanarity (rad)	\leq	3.1	3.0	3.0
E_{25}^\perp (GeV)	\leq	–	1.8	4.4
E_{25} (GeV)	\leq	–	4.5	–
E_{60}^b (GeV)	\leq	5.5	5.4	3.1
$\sin(\theta_{miss})$	\geq	0.3	0.3	0.39
E_{TTL} (GeV)	\geq	2.5	4.9	4.9
Scalar muon selection				
E_{lep} (GeV)	\leq	24	39	73
E_{lep} (GeV)	\geq	2.1	19.7	10.6
E_{lep}/E_{vis}	\leq	0.34	0.48	0.7
p_\perp (GeV)	\geq	2.1	5.4	11
Acollinearity (rad)	\leq	3.1	3.0	3.1
Acoplanarity (rad)	\leq	3.1	3.0	3.0
E_{25}^\perp (GeV)	\leq	–	6.3	6.5
E_{25} (GeV)	\leq	0.7	7.2	–
E_{60}^b (GeV)	\leq	9.6	3.3	4.9
$\sin(\theta_{miss})$	\geq	0.3	0.3	0.3
E_{TTL} (GeV)	\geq	1.1	2.1	3.6
Scalar tau selection				
E_{lep} (GeV)	\leq	19	26	29
E_{lep} (GeV)	\geq	2.1	10.6	15.
E_{lep}/E_{vis}	\leq	0.19	0.36	0.41
p_\perp (GeV)	\geq	2.9	5.3	10.7
Acollinearity (rad)	\leq	3.1	2.7	2.5
Acoplanarity (rad)	\leq	3.0	3.0	2.5
E_{25}^\perp (GeV)	\leq	–	1.7	1.8
θ_{123} (rad)	\leq	–	5.1	4.3
E_{60}^b (GeV)	\leq	–	2.9	3.3
$\sin(\theta_{miss})$	\geq	0.66	0.6	–
E_{TTL} (GeV)	\geq	2.1	4.8	2.5

In the medium and large ΔM selections, a cut on the width of the two jets is applied. We define y^\perp as the ratio between the scalar sum of the particle momenta transverse to the jet direction and the jet energy. This assures the selection of events with broad jets. In the low ΔM range a cut on the ratio E_{TTJ}/p_\perp is applied. E_{TTJ} is equivalent to E_{TTL} using the momenta and the directions of the two jets. As an example the distribution of p_\perp is shown in Fig. 1d for events selected with looser cuts. The data at $\sqrt{s} = 172$ GeV are compared to background Monte Carlo and to an $e^+e^- \rightarrow \tilde{\chi}_1^+ \tilde{\chi}_1^-$ signal with $M_{\tilde{\chi}_1^\pm} = 85$ GeV and $\Delta M = 50$ GeV.

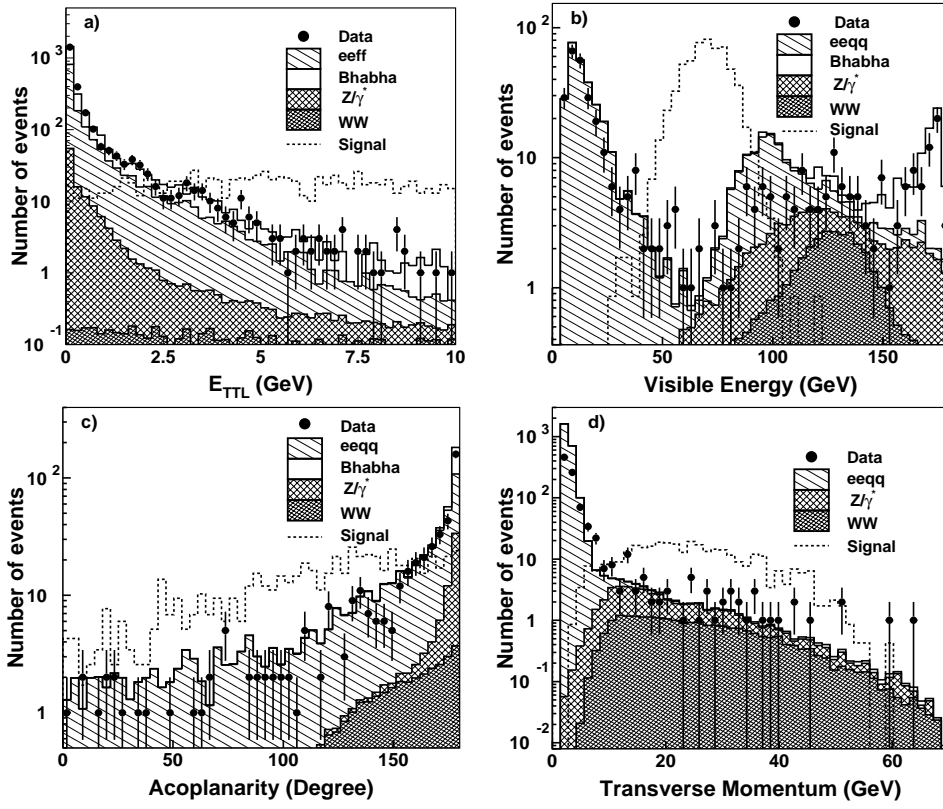


Fig. 1. Distributions illustrating the selection of signal events at $\sqrt{s} = 172$ GeV. Data are compared to Standard Model background processes (*hatched histograms*) and to the expected signal (*open histograms*): **a** the variable E_{TTL} (see Sect. 3.2.1) for purely leptonic final states. **b** Visible energy and **c** acoplanarity of lepton plus hadron final states. **d** The distribution of the transverse momentum in purely hadronic final states. The signal distributions are evaluated for $M_{\tilde{\chi}_1^\pm} = 85$ GeV and $M_{\tilde{\chi}_1^0} = 30$ GeV for **a** and $M_{\tilde{\chi}_1^0} = 50$ GeV for **b-d**

3.3 Efficiencies and background contaminations

The number of variables, used in the analyses, is reduced to one in the following manner: for a given set of ranges of cuts X_{loose}^i and X_{tight}^i (where $i = Cut_1, \dots, Cut_N$) we define a variable ξ which runs from 0 to 1, and is linearly related to all the cut values such that when ξ is 0 all the cuts are on the loose edge (many background events satisfy the selection) and when it is 1 all the cuts are on the tight edge (no or few background events pass the selection):

$$X_{cut}^i = X_{loose}^i + (X_{tight}^i - X_{loose}^i) \times \xi.$$

The data and Monte Carlo are compared as a function of the variable ξ . As illustrated in Figs. 2a and 2b for the purely hadronic final states, the data and Monte Carlo simulations are essentially in agreement for the medium and the large ΔM selections while in the low ΔM range the background expectation coming from two-photon processes does not reproduce the data well, as can be seen in Fig. 2c). The vertical arrows show the position of the optimized cuts. To avoid a dependence of the optimization on limited Monte Carlo statistics we use an analytical extrapolation of the background estimation (smooth curves in Fig. 2).

For given values of SUSY particle and $\tilde{\chi}_1^0$ masses, and given decay modes, the combination of selections providing the highest sensitivity according to formula (1) is chosen. Each candidate and background event surviving this set of selections belongs to this $M_{sp} - M_{\tilde{\chi}_1^0}$ combination,

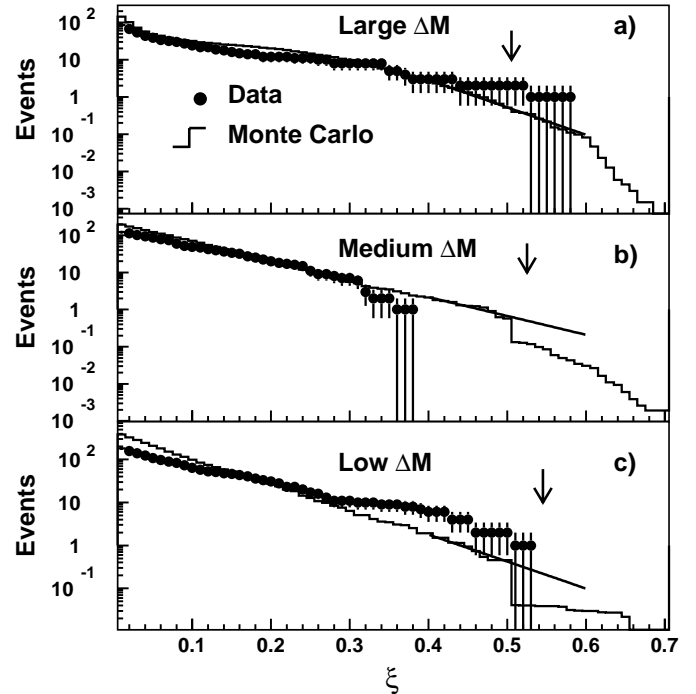


Fig. 2. Number of events selected in data and in Monte Carlo of Standard Model processes as a function of selection cuts with increasing background rejection. The *vertical arrows* show the position of the optimized cuts. The *smooth lines* correspond to the analytical extrapolation for the background estimation. **a**, **b** and **c** show the distributions for the large, medium and low ΔM selections of purely hadronic final states, respectively

Table 2. Values of the cuts for the lepton plus hadron selections; they are determined with the optimization procedure described in Sect. 3.1

Inclusive lepton plus hadron selections			
	Low ΔM	Medium ΔM	Large ΔM
No. of isolated lepton	≥ 1	1	1
$N_{tk} - N_{lep}$	≥ 2	4	4
N_{cl}	≥ 6	10	10
$\sin(\theta_{miss})$	≥ 0.55	0.38	0.36
E_{25}^\pm (GeV)	≤ 6.9	–	7.9
p_\perp (GeV)	≥ 5.5	3.2	4.7
E_{lep} (GeV)	≥ 1.8	4.2	7.5
E_{lep} (GeV)	≤ 12.4	42.6	38
E_{TTJL} (GeV)	≥ 0.8	–	–
Acoplanarity (rad)	\leq –	2.97	3.04
M_{had} (GeV)	\leq –	34	46.3
M_{rec} (GeV)	≥ 137	81.5	56
E_{vis} (GeV)	≥ 4	5	5
E_{vis} (GeV)	≤ 23.7	114	90

Table 3. Values of the cuts for the purely hadronic selections which are determined with the optimization procedure described in Sect. 3.1

Purely hadronic selections			
	Low ΔM	Medium ΔM	Large ΔM
N_{cl}	≥ 11	11	11
N_{tk}	≥ 5	5	5
p_\perp (GeV)	≥ 6.8	7.9	23.7
p_\perp/E_{vis}	\geq –	0.24	0.29
E_{vis} (GeV)	≤ 29.3	63.6	96.6
Acollinearity (rad)	≤ 2.7	2.7	2.0
Acoplanarity (rad)	≤ 3.1	2.5	2.9
$\sin(\theta_{miss})$	≥ 0.46	0.2	0.59
E_{25}^\pm (GeV)	≤ 0.5	9.2	7.44
p_\parallel	≤ 0.65	0.70	0.53
M_{vis} (GeV)	\geq –	15.7	–
M_{rec} (GeV)	\geq –	103	36.5
E_{vis}/\sqrt{s}	\geq –	–	0.36
E_{TTJ}/p_\perp	≥ 0.24	–	–
y^\pm	\geq –	0.23	0.28

without imposing any additional kinematic constraint. Some of these results are given in Tables 4 to 6.

The selection efficiencies at $\sqrt{s} = 161$ GeV and $\sqrt{s} = 172$ GeV for scalar lepton masses ranging from 50 to 75 GeV, as well as the background expectations, are reported for different values of ΔM in Table 4. Efficiencies vary from 30% to 62% for scalar electrons and from 21% to 50% for scalar muons with a maximum background expectation of 0.7 events for each. In comparison, the scalar tau selection efficiencies are smaller.

Typical selection efficiencies, as well as the number of background events expected for a 80 GeV or 85 GeV chargino mass for different decay channels and assuming a 100% $W^*\tilde{\chi}_1^0$ decay mode, are displayed in Table 5. In the latter case, a maximum efficiency of 55% is reached for a background contamination of 0.3 events for $\Delta M =$

Table 4. Scalar electron, scalar muon and scalar tau efficiencies (ϵ) and the number of events expected from Standard Model processes (N_{exp}). Results are obtained at $\sqrt{s} = 161$ GeV and $\sqrt{s} = 172$ GeV as a function of ΔM for different $M_{\tilde{l}^\pm}$ values

ΔM (GeV)	$\sqrt{s} = 161$ GeV					
	$M_{\tilde{e}^\pm} = 70$ GeV		$M_{\tilde{\mu}^\pm} = 60$ GeV		$M_{\tilde{\tau}^\pm} = 50$ GeV	
	ϵ (%)	N_{exp}	ϵ (%)	N_{exp}	ϵ (%)	N_{exp}
5	31	< 0.1	24	0.2	3.1	0.3
10	51	0.1	40	0.1	12	0.4
20	60	0.1	41	0.1	17	0.5
30	62	0.4	47	0.3	15	0.5
40	61	0.4	46	0.3	15	0.5
45	61	0.4	49	0.3	15	0.3
55	58	0.4	45	0.3	–	–
65	47	0.4	–	–	–	–
ΔM (GeV)	$\sqrt{s} = 172$ GeV					
	$M_{\tilde{e}^\pm} = 75$ GeV		$M_{\tilde{\mu}^\pm} = 65$ GeV		$M_{\tilde{\tau}^\pm} = 55$ GeV	
	ϵ (%)	N_{exp}	ϵ (%)	N_{exp}	ϵ (%)	N_{exp}
5	30	< 0.1	21	0.1	2.9	0.3
10	50	0.2	41	0.2	11	0.4
20	60	0.2	39	0.2	18	0.7
30	53	0.1	50	0.7	18	0.5
40	61	0.7	45	0.7	18	0.5
50	56	0.7	46	0.7	16	0.5
60	59	0.7	44	0.7	–	–
70	50	0.7	–	–	–	–

Table 5. Chargino efficiencies (ϵ) for the lepton plus hadrons (LH), the purely leptonic (LL) and the purely hadronic (HH) final states and assuming 100% $\tilde{\chi}_1^0 W^*$ decay mode. N_{exp} is the number of events expected from Standard Model processes. Results are given as a function of ΔM for $M_{\tilde{\chi}_1^\pm} = 80(85)$ GeV pair production at $\sqrt{s} = 161(172)$ GeV

$M_{\tilde{\chi}_1^\pm} = 80$ GeV $\sqrt{s}=161$ GeV								
ΔM (GeV)	LH		LL		HH		$\tilde{\chi}_1^0 W^*$	
	ϵ (%)	N_{exp}	ϵ (%)	N_{exp}	ϵ (%)	N_{exp}	ϵ (%)	N_{exp}
5	4.2	0.5	1.7	0.3	5.5	0.2	4.3	0.6
10	44	0.3	34	0.3	40	0.4	30	0.3
20	58	0.1	48	0.2	64	0.2	50	0.3
30	57	0.1	53	0.2	48	0.5	45	0.6
40	68	0.3	50	0.1	39	0.6	44	0.8
60	54	0.5	40	0.3	16	0.1	28	0.8
75	17	0.6	20	0.3	3.2	0.1	9.3	0.9
$M_{\tilde{\chi}_1^\pm} = 85$ GeV $\sqrt{s} = 172$ GeV								
ΔM (GeV)	LH		LL		HH		$\tilde{\chi}_1^0 W^*$	
	ϵ (%)	N_{exp}	ϵ (%)	N_{exp}	ϵ (%)	N_{exp}	ϵ (%)	N_{exp}
5	4.2	0.5	2.0	0.4	4.1	0.3	3.8	0.8
10	40	0.3	33	0.4	38	0.3	29	0.3
20	65	0.2	44	0.2	66	0.2	55	0.3
30	73	0.2	57	0.3	60	0.3	52	0.3
40	70	0.3	58	0.6	30	0.9	42	1.1
60	62	0.7	27	0.6	23	0.2	32	0.8
75	21	0.8	20	0.5	6.2	0.2	13	1.3

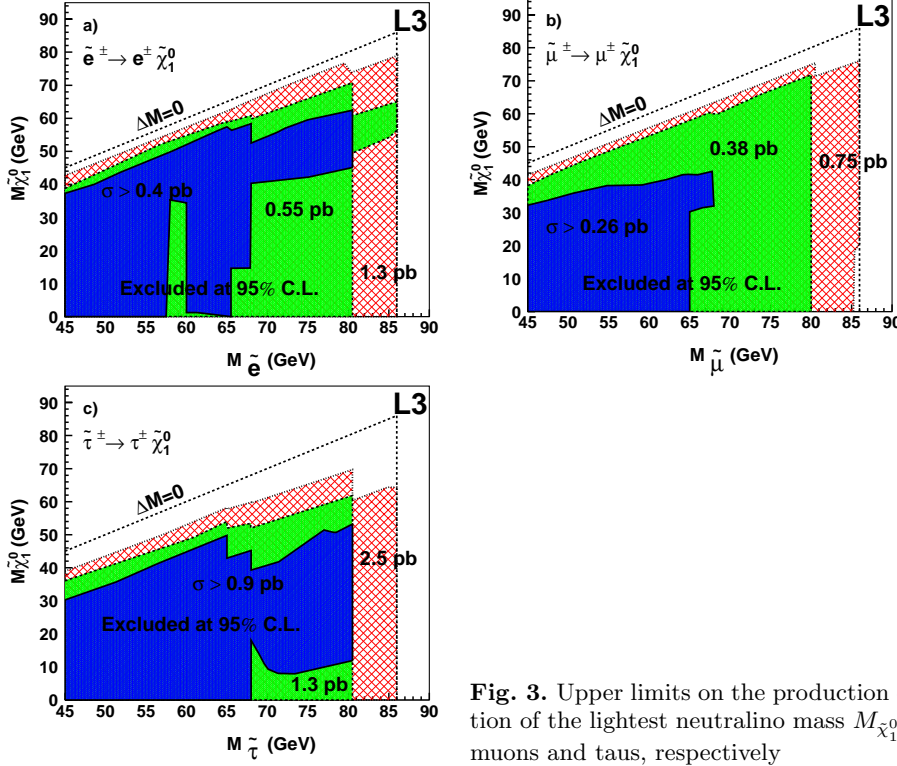


Fig. 3. Upper limits on the production cross sections for scalar leptons as a function of the lightest neutralino mass $M_{\tilde{\chi}_1^0}$. **a-c** show the limits for scalar electrons, muons and taus, respectively

Table 6. Neutralino efficiencies (ϵ) for the purely hadronic (HH), the purely leptonic (LL) final states and assuming 100% $\tilde{\chi}_1^0 Z^*$ decay mode. Results are given as a function of ΔM for $M_{\tilde{\chi}_2^0} + M_{\tilde{\chi}_1^0} = 160(170)$ GeV at $\sqrt{s} = 161(172)$ GeV

$M_{\tilde{\chi}_1^0} + M_{\tilde{\chi}_2^0} = 160$ GeV			$\sqrt{s} = 161$ GeV			
ΔM (GeV)	HH		LL		$\tilde{\chi}_1^0 Z^*$	
	ϵ (%)	N_{exp}	ϵ (%)	N_{exp}	ϵ (%)	N_{exp}
10	13	0.5	7.2	0.4	10	0.5
20	40	0.6	12	0.5	27	0.4
30	51	0.4	38	0.3	40	0.5
40	52	0.3	47	0.6	36	0.3
50	57	0.3	27	0.8	41	0.5
70	54	0.8	31	0.5	40	0.8
80	31	0.8	36	1.0	24	0.8
120	2.6	0.6	10	0.9	2.8	1.4
$M_{\tilde{\chi}_1^0} + M_{\tilde{\chi}_2^0} = 170$ GeV			$\sqrt{s} = 172$ GeV			
ΔM (GeV)	HH		LL		$\tilde{\chi}_1^0 Z^*$	
	ϵ (%)	N_{exp}	ϵ (%)	N_{exp}	ϵ (%)	N_{exp}
10	14	0.5	32	0.4	13	0.6
20	52	0.4	42	0.5	40	0.5
30	46	0.4	31	0.7	27	0.4
40	39	0.4	37	0.8	26	0.3
50	52	0.4	51	0.4	41	0.4
70	50	0.7	35	0.3	37	0.8
90	26	0.5	35	1.8	18	0.5
130	8.9	2.3	29	2.3	9.1	2.4

Table 7. Results on scalar leptons, chargino and neutralino searches: N_{data} is the number of observed events and N_{exp} is the number of expected events from Standard Model processes for the total integrated luminosities recorded at $\sqrt{s} = 161$ GeV and $\sqrt{s} = 172$ GeV

	N_{data}	N_{exp}
\tilde{e}^\pm	3	1.3
$\tilde{\mu}^\pm$	0	1.3
$\tilde{\tau}^\pm$	1	1.2
$\tilde{\chi}_1^\pm, \tilde{\chi}_1^0$	5	4.5
Overall	8	7.6

20 GeV. In the low ΔM region the efficiency decreases due to the large contamination of two-photon interactions and due to the lower trigger acceptance. For large ΔM it decreases because of the WW background. To extract the total number of expected background events, we take into account the overlap between the different selections.

The selection efficiencies, as well as the number of background events expected for a sum of neutralino masses $M_{\tilde{\chi}_1^0} + M_{\tilde{\chi}_2^0} = 160$ GeV and 170 GeV for different decay channels and assuming a 100% $Z^* \tilde{\chi}_1^0$ decay mode, are displayed in Table 6. Compared to the chargino selection, the efficiencies are lower due to the invisible decays of the Z^* .

Systematic errors on the signal efficiencies are evaluated as for the data taken at $\sqrt{s} = 130 - 140$ GeV (see [2]). They are typically 5% relative, dominated by Monte Carlo statistics.

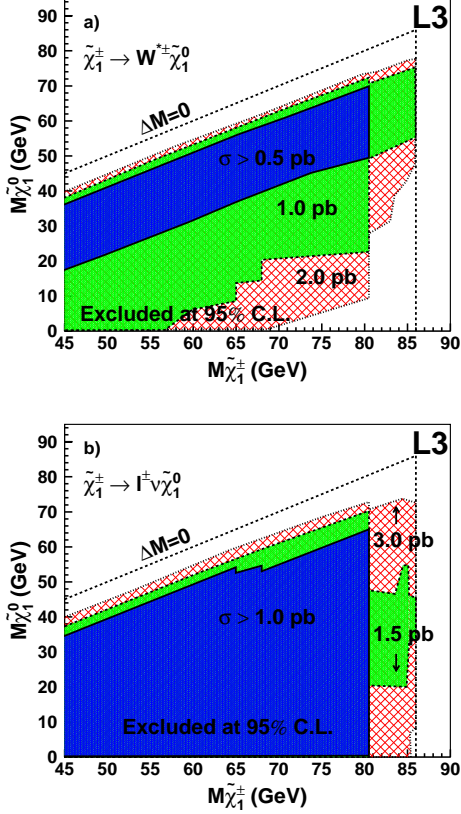


Fig. 4. Upper limits on the production cross section $e^+e^- \rightarrow \tilde{\chi}_1^+ \tilde{\chi}_1^-$ in the $M_{\tilde{\chi}_1^0} - M_{\tilde{\chi}_1^\pm}$ plane. **a** Exclusion limits are obtained assuming standard W branching ratios in the chargino decay $\tilde{\chi}_1^\pm \rightarrow W^{*\pm} \tilde{\chi}_1^0$ and **b** assuming purely leptonic W decays $\tilde{\chi}_1^\pm \rightarrow \ell^\pm \nu \tilde{\chi}_1^0$, ($\ell = e, \mu, \tau$)

4 Results

A summary of the searches at $\sqrt{s} = 161$ GeV and 172 GeV is given in Table 7 showing the number of candidates and expected background events. It should be noted that events can be selected by more than one selection. We do not observe any excess of events relative to what is expected from Standard Model processes.

Therefore, we set upper limits on the scalar lepton, chargino and neutralino production cross sections and limits on the masses of these particles in the framework of the MSSM. Exclusion limits at 95% C. L. are derived taking into account background contributions. As the background from two-photon processes is not well described by the Monte Carlo we conservatively do not include this contribution in the evaluation of the limits. To derive limits in the MSSM, we optimize the global selection for any different point in the parameter space. This is obtained, choosing every time the combination of selections providing the highest sensitivity, given the production cross sections and the decay branching fractions. The systematic errors are taken into account following the procedure explained in [21].

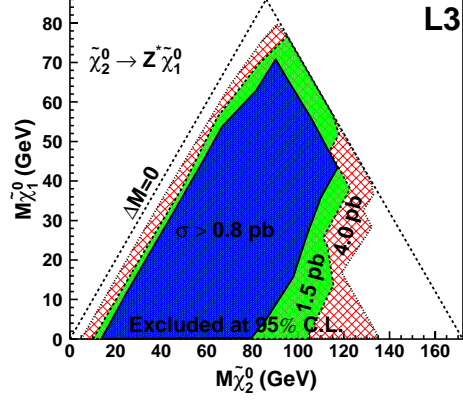


Fig. 5. Upper limits on the production cross section of $e^+e^- \rightarrow \tilde{\chi}_1^0 \tilde{\chi}_2^0$ in the $M_{\tilde{\chi}_1^0} - M_{\tilde{\chi}_2^0}$ plane. Exclusion limits are obtained assuming standard Z^* branching ratios in the neutralino decay $\tilde{\chi}_2^0 \rightarrow Z^{*\pm} \tilde{\chi}_1^0$

4.1 Upper limits on scalar lepton, chargino and neutralino production cross sections

To derive upper limits on the production cross sections, we use the integrated luminosities collected at the different centre-of-mass energies between 130 GeV and 172 GeV without assuming a scaling of the cross sections. Hence our limits correspond to luminosity weighted average cross sections.

Assuming a branching fraction for $\tilde{\ell}^\pm \rightarrow \tilde{\chi}_1^0 \ell^\pm$ of 100%, upper limits are set on production cross sections for scalar electrons, muons and taus in the plane $M_{\tilde{\chi}_1^0}$ versus $M_{\tilde{\ell}^\pm}$ as depicted in Fig. 3. The efficiency for the selection of scalar electrons includes the t -channel contribution. For scalar electron and muon masses below 80 GeV, and ΔM sufficiently large, cross sections above 0.55 pb and 0.38 pb are excluded, respectively. Owing to the lower selection efficiency and the presence of a candidate event, the corresponding upper limit for the scalar tau cross section is 1.3 pb. Exclusions in the mass range 80 – 86 GeV are less stringent because only data taken at $\sqrt{s} = 172$ GeV contribute.

The contours of upper limits on the production cross sections for the process $e^+e^- \rightarrow \tilde{\chi}_1^\pm \tilde{\chi}_1^\mp$ are shown in Fig. 4 assuming $\tilde{\chi}_1^\pm \rightarrow W^* \tilde{\chi}_1^0$ for the chargino decays with standard W branching fractions a) and for purely leptonic W^* decays b). In parts of the kinematically accessible region, a cross section as low as 0.5 pb is excluded for standard W branching fractions.

Similarly, cross section limits for associated neutralino production $e^+e^- \rightarrow \tilde{\chi}_1^0 \tilde{\chi}_2^0$ are derived, as shown in Fig. 5, assuming only $Z^* \tilde{\chi}_1^0$ transitions in $\tilde{\chi}_2^0$ decays. For $M_{\tilde{\chi}_2^0}$ larger than ≈ 110 GeV and $\Delta M > 10$ GeV a cross section larger than 1.5 pb is ruled out.

4.2 Interpretation in the MSSM

In the MSSM, with Grand Unification assumption [22], the masses and couplings of the gauginos and of the SUSY

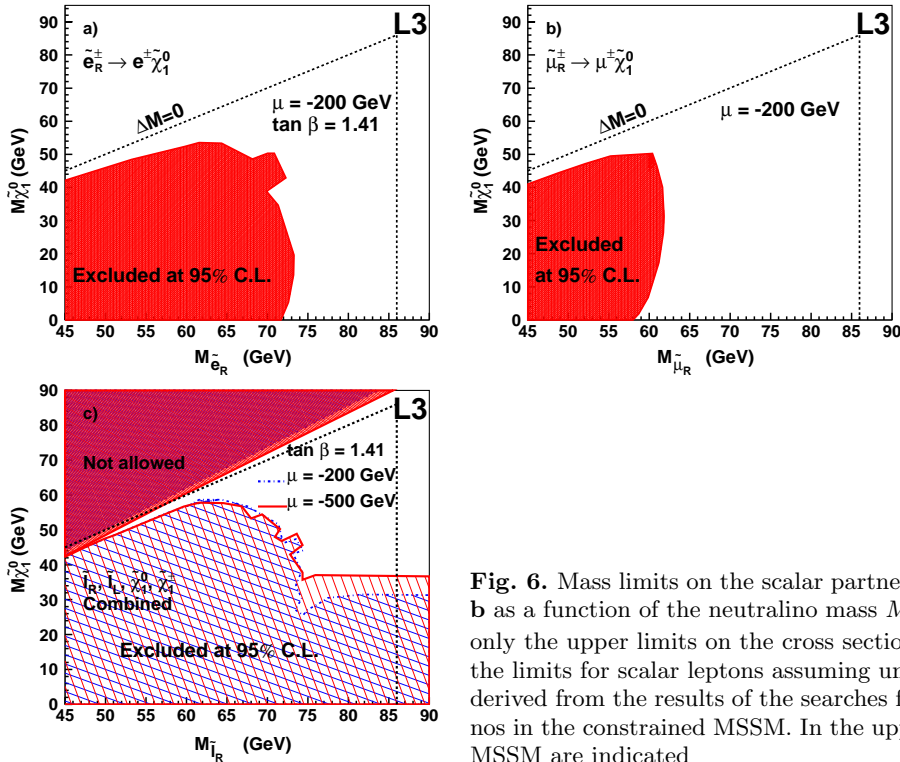


Fig. 6. Mass limits on the scalar partners of right-handed electrons **a** and muons **b** as a function of the neutralino mass $M_{\tilde{\chi}_1^0}$. These two figures are obtained using only the upper limits on the cross section obtained from direct searches. **c** shows the limits for scalar leptons assuming universality for scalar masses. The latter is derived from the results of the searches for scalar leptons, charginos and neutralinos in the constrained MSSM. In the upper left corner, regions not allowed in the MSSM are indicated

particles as well as their production cross sections, are entirely described [5] once five parameters are fixed: $\tan\beta$ (the ratio of the vacuum expectation values of the two Higgs doublets), $M \equiv M_2$ (the gaugino mass parameter), μ (the higgsino mixing parameter), m_0 (the common mass for scalar fermions at the GUT scale) and A (the trilinear coupling in the Higgs sector). The assumption of a common scalar mass scale is relevant only if light fermion partners are considered. We investigate the following MSSM parameter space:

$$\begin{aligned} 1 &\leq \tan\beta \leq 40, \\ 0 &\leq M_2 \leq 2000 \text{ GeV}, \\ -500 \text{ GeV} &\leq \mu \leq 500 \text{ GeV}, \\ 10 \text{ GeV} &\leq m_0 \leq 500 \text{ GeV}. \end{aligned}$$

The interpretation of the search results in the MSSM presented here do not depend on the value of A ¹.

All the limits on the cross sections previously shown can be translated into exclusion regions in the MSSM parameter space. To derive such limits, we use the generator SUSYGEN [16] where the cross sections and branching fractions are calculated in the MSSM framework.

4.2.1 Limits on scalar lepton masses

In general, the SUSY partners of the right-handed leptons ($\tilde{\ell}_R^\pm$) are expected to be lighter than their counterparts for

¹ Searches for scalar partners of the third family fermions are not used directly. Indirect effects, like the decay $\tilde{\chi}_1^\pm \rightarrow \tilde{\tau}^\pm \nu$, do not affect the limits presented here for $-5 \cdot m_0 < A < 5 \cdot m_0$

left-handed leptons. Hence, we show in Fig. 6a the exclusion contour in the $M_{\tilde{\chi}_1^0} - M_{\tilde{e}_R^\pm}$ plane considering only the reaction $e^+e^- \rightarrow \tilde{e}_R^\pm \tilde{e}_R^\mp$ and setting $\mu = -200$ GeV and $\tan\beta = 1.41$. To derive this contour, only the purely leptonic decay $\tilde{e}_R^\pm \rightarrow e^\pm \tilde{\chi}_1^0$ is considered, neglecting the efficiency for cascade decays. For $M_{\tilde{\chi}_1^0} < 48.8$ GeV and $\Delta M \geq 5$ GeV, we exclude a scalar electron lighter than 70 GeV for $\tan\beta = 1.41$. As the cross section increases with $\tan\beta$, this limit holds also for larger $\tan\beta$. This significantly improves our result obtained at $\sqrt{s} = 130 - 140$ GeV [2].

With the same assumptions, and considering only the reaction $e^+e^- \rightarrow \tilde{\mu}_R^\pm \tilde{\mu}_R^\mp$, we derive the lower limits on the scalar muon mass as a function of $M_{\tilde{\chi}_1^0}$ as shown in Fig. 6b). In particular, for $M_{\tilde{\chi}_1^0} < 50$ GeV and $\Delta M \geq 5$ GeV, we exclude a scalar muon lighter than 60 GeV, independent of $\tan\beta$. This new limit improves the one obtained at the Z resonance [6].

Assuming universality for the scalar masses and combining the searches for charginos, neutralinos and scalar partners of the left- and right-handed electrons and muons, lower limits on the mass of the SUSY partners of the right-handed leptons as a function of $M_{\tilde{\chi}_1^0}$ are obtained, as shown in Fig. 6c). A limit of $M_{\tilde{\ell}_R^\pm} \geq 73.9$ GeV is reached for $M_{\tilde{\chi}_1^0} < 47.7$ GeV and $\Delta M \geq 3$ GeV. The exclusion of a light neutralino, described below, enables us to rule out a $\tilde{\ell}_R^\pm$ with a mass beyond the kinematic limit of 86 GeV.

4.2.2 Limits on chargino and neutralino masses

In the MSSM framework, while the cross sections and decay branching fractions of the charginos and neutralinos depend on the masses of the scalar leptons, their masses depend only on M_2 , μ and $\tan\beta$. Therefore, exclusion regions can be expressed in the $M_2 - \mu$ plane for a given $\tan\beta$. The exclusions in the high m_0 range are derived from chargino and neutralino searches, while for low m_0 the searches for scalar leptons also contribute. We also take into account all chargino and neutralino cascade decays:

- $\tilde{\chi}_1^\pm \rightarrow \tilde{\chi}_2^0 W^*$: we observe a slight decrease of the efficiency relative to $\tilde{\chi}_1^\pm \rightarrow \tilde{\chi}_1^0 W^*$ depending on the masses of $\tilde{\chi}_2^0$, $\tilde{\chi}_1^\pm$ and $\tilde{\chi}_1^0$. Conservatively, the lowest efficiency is used for cascade decays.
- $\tilde{\chi}_{3,4}^0 \rightarrow \tilde{\chi}_2^0 Z^*$: the efficiency is found to be larger than the efficiency achieved for the $\tilde{\chi}_{3,4}^0 \rightarrow \tilde{\chi}_1^0 Z^*$ channel, especially in the large ΔM region. We use conservatively the efficiencies obtained in the latter, standard channel.

Substantial extension of the excluded regions with respect to the results obtained at $\sqrt{s} = 130 - 140$ GeV are reached, as shown in Fig. 7 for $\tan\beta = 1.41$ a) and $\tan\beta = 40$ b). Our limits are extended by typically 20 GeV on μ and 25 GeV on M_2 .

Depending on the neutralino-chargino field content, one distinguishes the following cases for the determination of lower limits on the neutralino and chargino masses:

- Higgsino-like $\tilde{\chi}_2^0$ and $\tilde{\chi}_1^\pm$ ($M_2 \gg |\mu|$): in this case, the production cross sections do not depend on the scalar lepton masses, ΔM is low and decreases with increasing M_2 . Consequently, the limits on the masses of the next to lightest neutralino and the lightest chargino decrease with M_2 as depicted in Figs. 8a and b), respectively. For $\tan\beta = 1.41$ and M_2 less than 500 GeV, $M_{\tilde{\chi}_2^0} \leq 92$ GeV and $M_{\tilde{\chi}_1^\pm} \leq 85$ GeV are excluded.
- Gaugino-like chargino ($|\mu| \gg M_2$): the cross section depends strongly on the scalar neutrino mass. For $50 \text{ GeV} \leq M_{\tilde{\nu}} \leq 80 \text{ GeV}$ the destructive interference term reduces the cross section by one order of magnitude compared to what is expected for $M_{\tilde{\nu}} \geq 500$ GeV. When the two body decay $\tilde{\chi}_1^\pm \rightarrow \ell^\pm \tilde{\nu}$ is dominant, the relevant ΔM becomes $\Delta M = M_{\tilde{\chi}_1^\pm} - M_{\tilde{\nu}}$. In this case, for the low ΔM region, the acceptance for charginos decreases but we benefit there from the complementary scalar lepton searches, especially at low $\tan\beta$ values. The limits obtained in the $M_{\tilde{\chi}_1^\pm} - M_{\tilde{\nu}}$ plane are shown in Fig. 9 for $\tan\beta = 1.41$ and two values of μ (-200 GeV and -500 GeV). The dashed line indicates the boundary $M_{\tilde{\chi}_1^\pm} = M_{\tilde{\nu}}$. For small $M_{\tilde{\nu}}$ we can exclude chargino masses beyond the kinematic limit. For large $M_{\tilde{\nu}}$ and for $\mu = -500$ (200) GeV we obtain $M_{\tilde{\chi}_1^\pm} > 85.5$ (84.0) GeV, which is close to the kinematic limit, independently of $\tan\beta$. Finally, for $\mu = -500$ (-200) GeV a limit of $M_{\tilde{\chi}_1^\pm} > 79.8$ (69.2) GeV is obtained for any $M_{\tilde{\nu}}$ and for $\tan\beta \leq 1.41$.

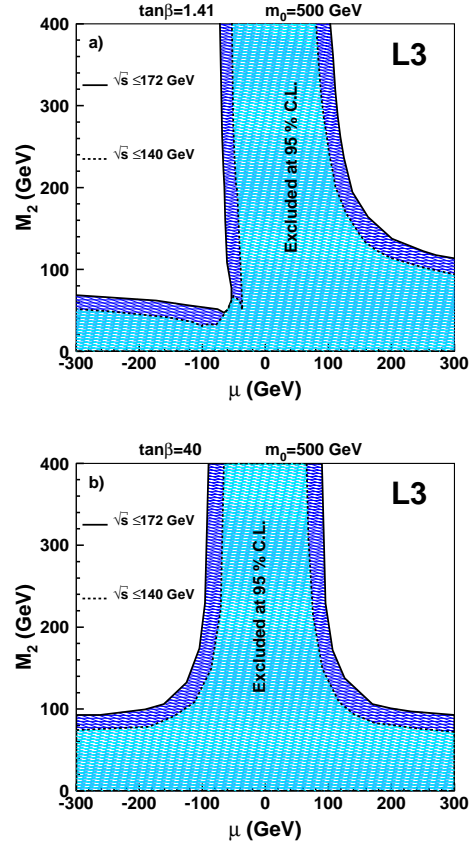


Fig. 7. Exclusion regions in the $M_2 - \mu$ plane derived from the search for charginos and neutralinos for $m_0 = 500$ GeV with $\tan\beta = 1.41$ a) and 40 b). The results using all data (solid lines) are compared to the limits obtained using only data collected at the Z resonance and at $\sqrt{s} = 130 - 140$ GeV (broken lines)

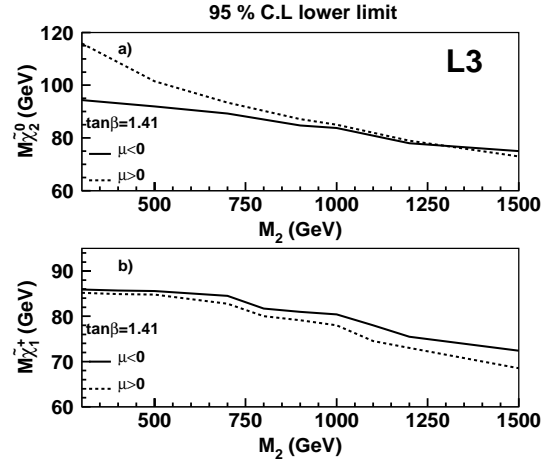


Fig. 8. Mass limits as a function of M_2 for the next to lightest neutralino $\tilde{\chi}_2^0$ a) and the lightest chargino $\tilde{\chi}_1^\pm$ b). The limits are obtained for $\tan\beta = 1.41$ and for $\mu < 0$ and $\mu > 0$ (solid and broken lines, respectively)

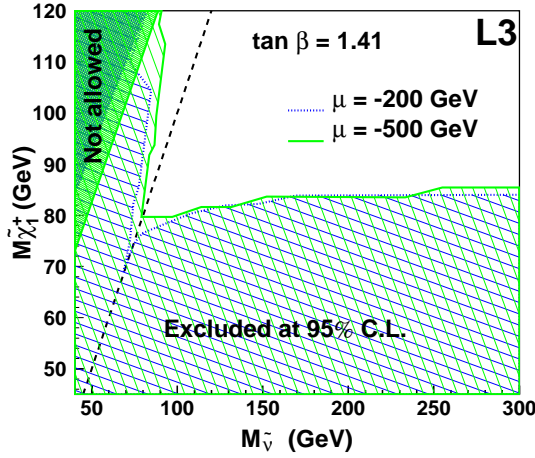


Fig. 9. Mass limits for the chargino as a function of the scalar neutrino mass for $\mu = -500$ GeV (solid line) and $\mu = -200$ GeV (dotted line), for $\tan\beta = 1.41$. The dashed line corresponds to $M_{\tilde{\chi}_1^\pm} = M_{\tilde{\nu}}$. The region in the upper left corner is not allowed in the MSSM

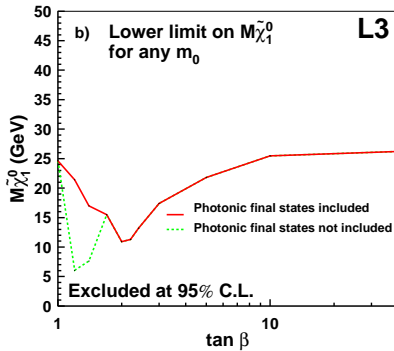
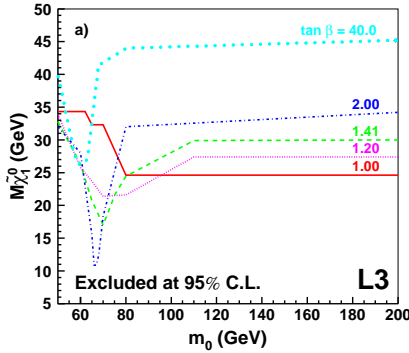


Fig. 10. a Lower limit on the lightest neutralino mass $M_{\tilde{\chi}_1^0}$ as a function of m_0 for five different values of $\tan\beta$. **b** Lower limit on $M_{\tilde{\chi}_1^0}$ as a function of $\tan\beta$ and for any value of m_0

We also derive limits on the mass of the lightest neutralino as a function of m_0 (Fig. 10a) and as a function of $\tan\beta$ (Fig. 10b). The results shown in Fig. 10 are obtained from a scan in the MSSM parameter space in steps of 1 GeV for M_2 , 0.5 GeV for μ and 1 GeV for m_0 . The following values of $\tan\beta$ are used: 1.0, 1.2, 1.41, 1.7, 2.0, 2.2, 2.4, 3.0, 5.0, 10.0 and 40.0.

For low m_0 (≤ 65 GeV) the limit comes mainly from the scalar lepton searches. For large m_0 (≥ 200 GeV), where the limit is derived only from chargino and neutralino searches we obtain $M_{\tilde{\chi}_1^0} > 24.6$ GeV for $\tan\beta \geq 1$. For small $\tan\beta$ values and for μ values in the range -60 GeV to -70 GeV the excluded domain still benefits from the results obtained with data at the Z peak.

In the intermediate region (65 GeV $\leq m_0 \leq 85$ GeV) the production cross section for charginos is minimal and the scalar neutrino is light enough to allow the following decay modes $\tilde{\chi}_{2,3,4}^0 \rightarrow \tilde{\nu}\nu$ and $\tilde{\chi}_1^\pm \rightarrow \tilde{\nu}l^\pm$. The minimum allowed value for $M_{\tilde{\chi}_1^0}$ is found in the parameter space region where $\Delta M = M_{\tilde{\chi}_1^\pm} - M_{\tilde{\nu}}$ is small and where the next to lightest neutralinos decay invisibly (i. e. for $m_0=67$ GeV, $\mu = -104$ GeV, $M_2=18$ GeV and $\tan\beta=2$). There, the exclusion contour is derived from the scalar lepton searches. If photonic final states are not taken into account, we find a deeper minimum for $M_{\tilde{\chi}_1^0}$ at lower $\tan\beta$ values (1.2-1.41). There, the next to lightest neutralino decays almost 100% into $\gamma\tilde{\chi}_1^0$ and searches for single and multi photons plus missing energy [23] become important, as can be seen in Fig. 10b). Finally, we obtain a lower limit for the lightest neutralino of $M_{\tilde{\chi}_1^0} \geq 10.9$ GeV for $\tan\beta \geq 1$ and for any m_0 value.

5 Conclusion

No evidence for SUSY particles is found since 8 candidate events survive the cuts when a number of 7.6 background events is expected. This enables us, using also data at lower centre-of-mass energies, to set new upper limits on their production cross sections. In the MSSM framework, assuming also scalar lepton mass universality and gauge mass unification, the following 95% C. L. lower limits are derived:

- $M_{\tilde{\ell}^\pm} > 73.9$ GeV for $M_{\tilde{\chi}_1^0} \leq 47.7$ GeV, $|\mu| \geq 200$ GeV and $\tan\beta \geq 1.41$;
- $M_{\tilde{\chi}_1^\pm} > 85.5$ GeV for a Gaugino-like chargino with $M_{\tilde{\nu}} \geq 300$ GeV and $\mu = -500$ GeV ;
 $M_{\tilde{\chi}_1^\pm} > 79.8$ GeV for any $M_{\tilde{\nu}}$, $\tan\beta \leq 1.41$ and $\mu = -500$ GeV;
- $M_{\tilde{\chi}_1^\pm} > 85.0$ GeV for a Higgsino-like chargino assuming $M_2 \leq 500$ GeV and $\tan\beta = 1.41$;
- $M_{\tilde{\chi}_2^0} > 92.0$ GeV for a Higgsino-like neutralino assuming $M_2 \leq 500$ GeV and $\tan\beta = 1.41$;
- $M_{\tilde{\chi}_1^0} > 24.6$ GeV for $m_0 \geq 200$ GeV and $\tan\beta \geq 1$;
 $M_{\tilde{\chi}_1^0} > 10.9$ GeV for any m_0 value.

These results improve significantly our previous limits.

Acknowledgements. We wish to congratulate the CERN accelerator divisions for the successful upgrade of the LEP machine and to express our gratitude for the excellent performance of the machine. We acknowledge the effort of all the engineers, technicians and support staff who have participated in the construction and maintenance of this experiment.

References

1. Y.A. Godfand and E.P. Likhman, JETP Lett. **13** (1971); D.V. Volkov and V.P. Akulov, Phys. Lett. B **46** (1973) 109; J. Wess and B. Zumino, Nucl. Phys. B **70** (1974) 39; P. Fayet and S. Ferrara, Phys. Rep. **32** (1977) 249; A. Salam and J. Strathdee, Fortschr. Phys. **26** (1978) 57
2. L3 Collab., M. Acciari et al., Phys. Lett. B **377** (1996) 289
3. ALEPH Collab., D. Buskulic et al., Phys. Lett. B **373** (1996) **246**; Z. Phys. C **72** (1996) 549; R. Barate et al., Phys. Lett. B **407** (1997) 377; R. Barate et al., Preprints CERN-PPE/97-84, CERN-PPE/97-122, submitted to Phys. Lett. B; DELPHI Collab., P. Abreu et al., Phys. Lett. B **387** (1996) 651; Phys. Lett. B **382** (1996) 323; Preprint CERN-PPE/97-107 submitted to Z. Phys. C; OPAL Collaboration, K. Ackerstaff et al., Phys. Lett. B **377** (1996) 273, Phys. Lett. B **389** (1996) 616, Phys. Lett. B **396** (1997) 301, G. Alexander et al., Z. Phys. C **73** (1997) 201; K. Ackerstaff et al., Preprints CERN-PPE/97-83, CERN-PPE/97-124, submitted to Z. Phys. C
4. CDF Collab., F. Abe et al., Phys. Rev. Lett. **76** (1996) 4307; D0 Collab., S. Abachi et al., Phys. Rev. Lett. **76** (1996) 2228
5. See for instance: H.P. Nilles, Phys. Rep. **110** (1984)1; H.E. Haber and G.L. Kane, Phys. Rep. **117** (1985) 75; R. Barbieri, Riv. Nuovo Cim. **11** n° 4 (1988) 1
6. L3 Collab., O. Adriani et al., Phys. Rep. **236** (1993) 1
7. L3 Collab., M. Acciarri et al., Phys. Lett. B **350** (1995) 109
8. L3 Collab., B. Adeva et al., Nucl. Instr. and Meth. A **289** (1990) 35; M. Chemarin et al., Nucl. Instr. and Meth. A **349** (1994) 345; M. Acciari et al., Nucl. Instr. and Meth. A **351** (1994) 300; G. Basti et al., Nucl. Instr. and Meth. A **374** (1996) 293; I. Brock et al., Nucl. Instr. and Meth. A **381** (1996) 236; A. Adam et al., Nucl. Instr. and Meth. A **383** (1996) 342
9. T. Sjöstrand, PYTHIA 5.7 and JETSET 7.4 Physics and Manual, CERN-TH/7112/93 (1993), revised August 1995; Comp. Phys. Comm. **82** (1994) 74
10. F.A. Berends, R. Kleiss and R. Pittau, Nucl. Phys. B **424** (1994) 308; Nucl. Phys. B **426** (1994) 344; Nucl. Phys. (Proc. Suppl.) B **37** (1994) 163; Phys. Lett. B **335** (1994) 490; Comp. Phys. Comm. **83** (1994) 141
11. KORALZ version 4.02 is used. S. Jadach, B.F.L. Ward and Z. Wąs, Comp. Phys. Comm. **79** (1994) 503
12. BHAGENE version 3 is used. J.H. Field, Phys. Lett. B **323** (1994) 432; J.H. Field and T. Riemann, Comp. Phys. Comm. **94** (1996) 53
13. KORALW version 1.21 is used. M. Skrzypek, S. Jadach, W. Placzek and Z. Wąs, Comp. Phys. Comm. **94** (1996) 216; M. Skrzypek, S. Jadach, M. Martinez, W. Placzek and Z. Wąs, Phys. Lett. B **372** (1996) 289
14. F.A. Berends, P.H. Daverfeldt and R. Kleiss, Nucl. Phys. B **253** (1985) 441
15. PHOJET version 1.05 is used. R. Engel, Z. Phys. C **66** (1995) 203; R. Engel and J. Ranft, Phys. Rev. D **54** (1996) 4244
16. The SUSYGEN generator, S. Katsanavas and M. Melachroinos, Proceedings of the Workshop "Physics at LEP2", Report CERN 96-01 (1996), eds. G. Altarelli, T. Sjöstrand, F. Zwirner, Vol. 2, p. 328
17. The DFGT generator, C. Dionisi et al., Proceedings of the Workshop "Physics at LEP2", Report CERN 96-01 (1996), eds. G. Altarelli, T. Sjöstrand, F. Zwirner, Vol. 2, p. 337
18. The L3 detector simulation is based on GEANT Version 3.15. See R. Brun et al., "GEANT3", CERN DD/EE/84-1 (Revised), September 1987; the GHEISHA program (H. Fesefeldt, RWTH Aachen Report PITHA 85/02 (1985)) is used to simulate hadronic interactions
19. S. Catani et al., Phys. Lett. B **269** (1991) 432; S. Bethke et al., Nucl. Phys. B **370** (1992) 310
20. J. F. Grivaz, F. Le Diberder, preprint LAL-92-37, June 1992
21. R.D. Cousins and V.L. Highland, Nucl. Instr. and Meth. A **320** (1992) 331
22. See for instance: L. Ibanez, Phys. Lett. B **118** (1982) 73; R. Barbieri, S. Farrara, C. Savoy, Phys. Lett. B **119** (1982) 343
23. L3 Collab., M. Acciarri et al., "Single and Multi-Photon Events with Missing Energy in e^+e^- Collisions at $161 \text{ GeV} < \sqrt{s} < 172 \text{ GeV}$ ", Preprint CERN-PPE/97-76; accepted for publication in Phys. Lett B