


138 fb⁻¹ (13 TeV)

CMS *Supplementary*

Vector-like lepton doublet


 $\sigma(\tau'\tau'+\nu'\nu'+\tau'\nu')$


Fundamental $L_T+p_T^{\text{miss}}$ Table

95% CL upper limits

 Observed

 Median expected

 68% expected

 95% expected

σ (pb)

10²
10
1
10⁻¹
10⁻²
10⁻³

200

400

600

800

1000

1200

$m_{\tau'}$ (GeV)

