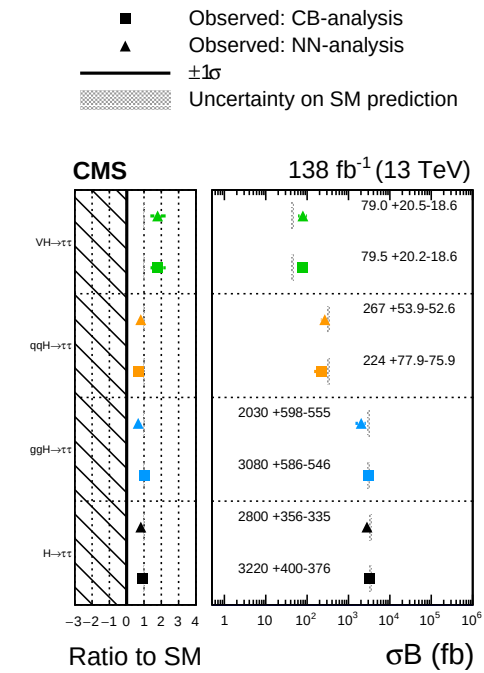
Observed: CB-analysis
Observed: NN-analysis
±1σ
Uncertainty on SM prediction
CMS
138 fb-1 (13 TeV)
VH→ττ
qqH→ττ
ggH→ττ
H→ττ
79.0 +20.5-18.6
79.5 +20.2-18.6
267 +53.9-52.6
224 +77.9-75.9
2030 +598-555
3080 +586-546
2800 +356-335
3220 +400-376
Ratio to SM
σB (fb)

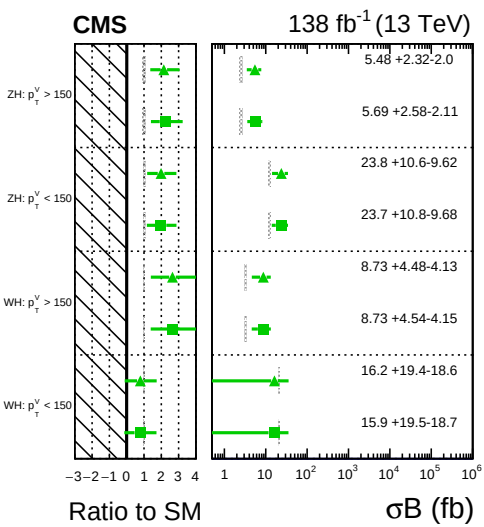
CMS
138 fb-1 (13 TeV)
ZH: p_T^V > 150
ZH: p_T^V < 150
WH: p_T^V > 150
WH: p_T^V < 150
5.48 +2.32-2.0
5.69 +2.58-2.11
23.8 +10.6-9.62
23.7 +10.8-9.68
8.73 +4.48-4.13
8.73 +4.54-4.15
16.2 +19.4-18.6
15.9 +19.5-18.7
Ratio to SM
σB (fb)

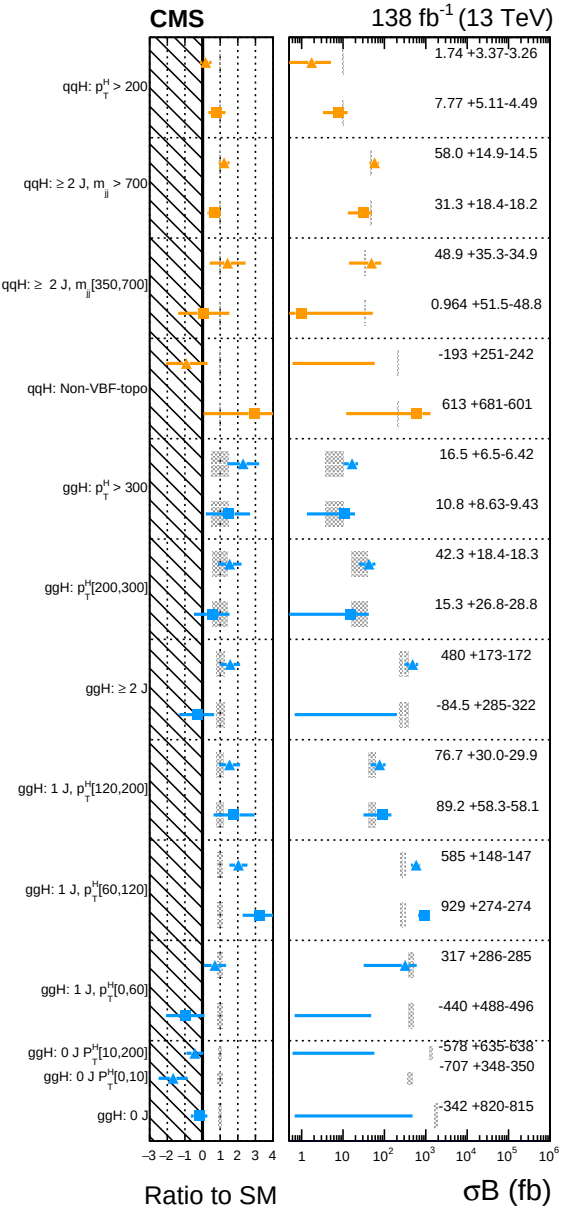
CMS
138 fb-1 (13 TeV)
qqH: p_T^H > 200
qqH: ≥ 2 J, m_jj > 700
qqH: ≥ 2 J, m_jj[350,700]
qqH: Non-VBF-topo
ggH: p_T^H > 300
ggH: p_T^H[200,300]
ggH: ≥ 2 J
ggH: 1 J, p_T^H[120,200]
ggH: 1 J, p_T^H[60,120]
ggH: 1 J, p_T^H[0,60]
ggH: 0 J P_T^H[10,200]
ggH: 0 J P_T^H[0,10]
ggH: 0 J
1.74 +3.37-3.26
7.77 +5.11-4.49
58.0 +14.9-14.5
31.3 +18.4-18.2
48.9 +35.3-34.9
0.964 +51.5-48.8
-193 +251-242
613 +681-601
16.5 +6.5-6.42
10.8 +8.63-9.43
42.3 +18.4-18.3
15.3 +26.8-28.8
480 +173-172
-84.5 +285-322
76.7 +30.0-29.9
89.2 +58.3-58.1
585 +148-147
929 +274-274
317 +286-285
-440 +488-496
-578 +635-638
-707 +348-350
-342 +820-815
Ratio to SM
σB (fb)