

Additional plots to be approved

Additional plots to be shown at conferences are presented in Figs. 4, 5 and 6.

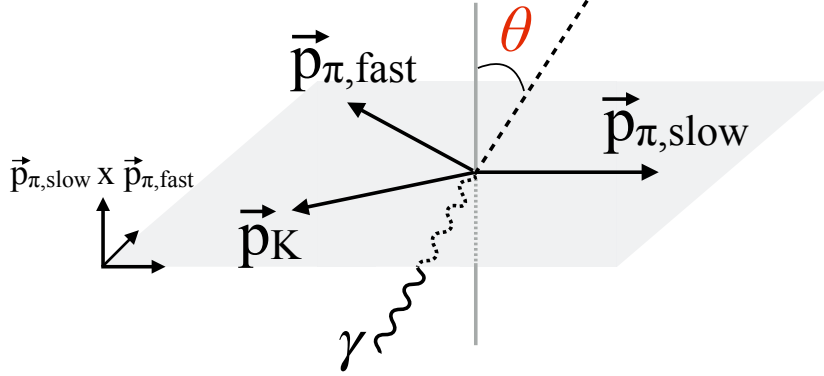


Figure 4: Sketch of a $B^+ \rightarrow K^+ \pi^- \pi^+ \gamma$ decay in the rest frame of the hadronic system. The direction of the photon is given by the angle θ between the direction opposite to the photon momentum and the normal to the $K^+ \pi^- \pi^+$ plane defined as $\vec{p}_{\pi,\text{slow}} \times \vec{p}_{\pi,\text{fast}}$, where $\vec{p}_{\pi,\text{slow}}$ and $\vec{p}_{\pi,\text{fast}}$ correspond to the momenta of the lower and higher momentum pions, respectively.

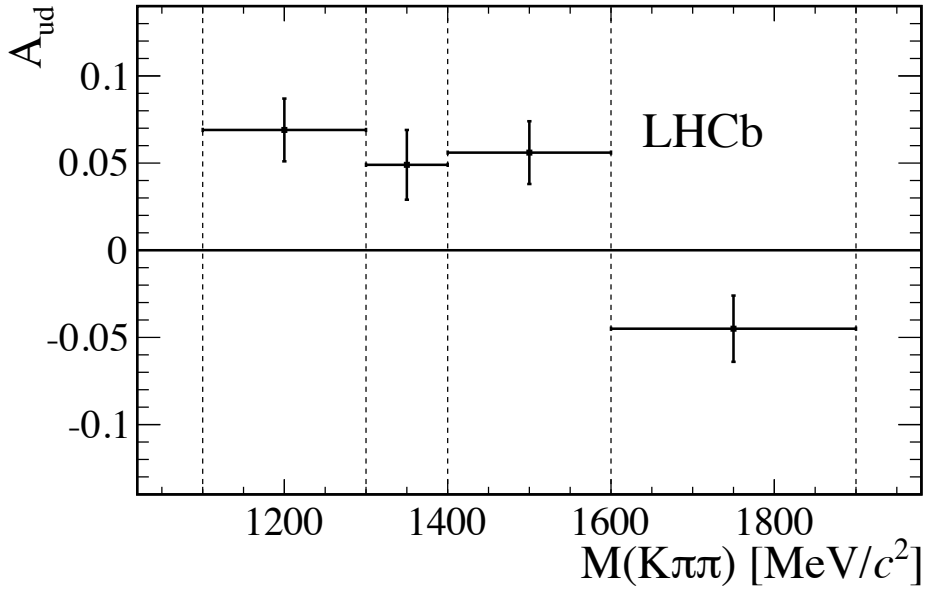


Figure 5: Values obtained for A_{ud} from the angular fit shown in the Letter in each interval of $K^+ \pi^- \pi^+$ mass.

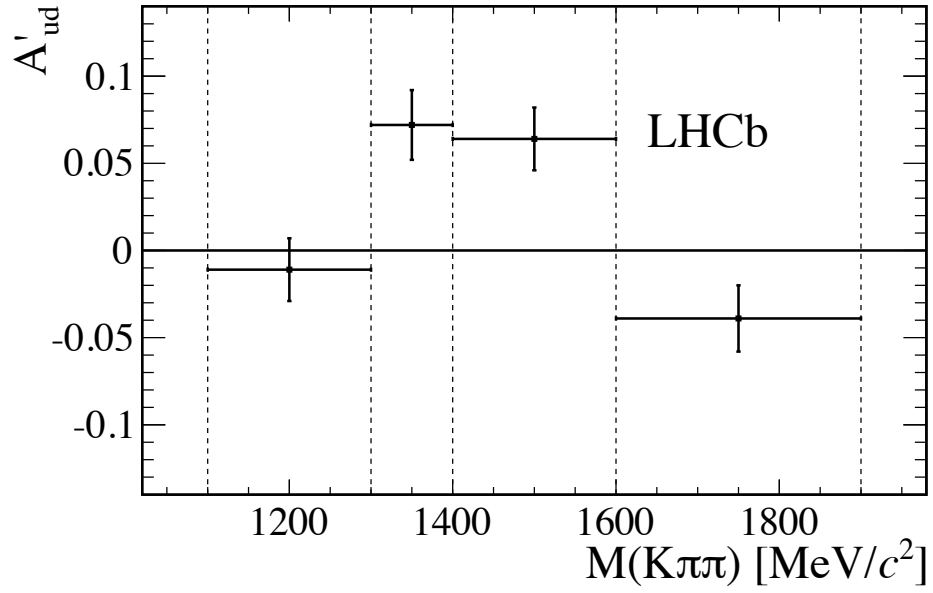


Figure 6: Values obtained for \mathcal{A}'_{ud} from the angular fit, using the alternative normal $\vec{p}_{\pi^-} \times \vec{p}_{\pi^+}$ for defining the direction of the photon, in each interval of $K^+\pi^-\pi^+$ mass.